

# TOOLS & EQUIPMENT

2024 Quarter One | January, February, & March

## MAXIBAS BT609 BATTERY TESTER

#BT609

- Support In-vehicle and Out-of-vehicle Testing of Vehicle Batteries
- Test 6- and 12-volt Batteries: 100-3000 CCA
- Test 12- and 24-volt Cranking/Charging Systems
- Test Flooded, AGM, AGM Spiral, EFB and GEL Batteries
- Compatible with CCA, CA, SAE, EN, IEC, DIN, JIS and MCA
- 7-inch Touchscreen / Android 9.0 / Wi-Fi Software Updates
- Uses Adaptive Conductance to Produce a More Accurate Exam of the Battery's Status
- Features VINscan for Rapid Identification of Vehicle and Battery Specifications
- One Year of Free Software Updates and Limited Hardware Warranty
- All Systems Code Reader and Service Menu
- Bluetooth connectivity



**AUTEL**

## (10) RITE-SENSOR SLEEVE PACK + VALVE STEM

#RS-2000-10

- Backwards compatible with RS-1000
- Bartec TPMS Tools with software update R66.0/6.0 will list the RS-1000/RS-2000
- Bartec's programmable, single SKU solution
- 98+% coverage and constantly growing
- Programs in less than 3 seconds
- Dual frequency (315MHz and 433 MHz)
- Only solution to feature Rite-Sync®
- Designed & constructed according to OE specifications
- Limited Lifetime Warranty
- Available as rubber valve stem with optional metal valve stem (red box)
- Bartec TPMS Tools with previous software versions will be able to program the RS-2000



**BARTEC**  
USA  
TPMS PROFESSIONALS

## M18 70K BTU FORCED AIR PROPANE HEATER

#0801-20 P

- Our M18™ 70,000 BTU Forced Air Propane Heater delivers best in class heat output and is equipped with optimal access to heat settings.
- The variable heat output control and forced air fan allow for optimal heat in cold weather conditions, delivering BTUs Rated from 30,000 - 70,000.
- Powered by a brushless motor, our M18™ Propane Heater will deliver all day run time on an M18™ XC 5.0 battery (batteries and charger sold separately).
- AC/DC functionality and ergonomic design



**Milwaukee**

**NETWORK**  
PRODUCTS

## XT-75 HEATER 6" ROOF CHIMNEY

#81010751

- 75,000 BTU's heat up to 1,700 sq. ft.
- Burns #1 and #2 fuel oil (diesel), used crankcase oil (conventional or • 75,000 BTU's heat up to 1,700 sq. ft.
- Burns #1 and #2 fuel oil (diesel), used crankcase oil (conventional or synthetic), and used ATF
- Small footprint; only 21"W X 26"L floor mounted footprint
- Roof and wall includes 6" chimney for 14-16 eves synthetic), and used ATF
- Onboard air compressor
- Metering pump
- Draft gauge
- Cleanable in-tank strainer
- Preassembled for easy installation
- Small footprint; only 21"W X 26"L floor mounted footprint
- Onboard air compressor
- Metering pump
- Draft gauge
- Cleanable in-tank strainer
- Preassembled for easy installation
- Roof and wall includes 6" chimney for 14-16 eves



**LANAIR**

## TECH450PRO TOOL WITH OBDII CABLE

#WRT450PRO-RS24P

- 10 Rite Sensors with rubber stems only
- 2-Year warranty and 5-year software
- Rite-Sync Technology



**BARTEC**  
USA  
TPMS PROFESSIONALS

**RiteSync**

[www.NetworkToolCat.com](http://www.NetworkToolCat.com)

Offers good through March 31, 2024

# INDEX

AIR COMPRESSORS / 56  
 AIR CONDITIONING / 28-29, 54  
 AIR TOOLS / BP  
 AUTOMOTIVE LIFT / 3-7  
 AUTO DETAILING / 91  
 BATTERY SERVICE / FP, 38-40  
 BLUBIRD HOSES & REELS / 57  
 BRAKE SERVICE / 27  
 DIAGNOSTICS / 31-37  
 ENGINE STANDS / 25, 71  
 FLUID & FUEL HANDLING / 52-55, 66  
 GENERATORS / 44-45  
 HAND CLEANER / 85  
 HEADLIGHT ALIGNMENT / 54  
 HOMAK TOOLBOXES / 62-64  
 JACKS & HYDRAULICS / 20-25, 70-71  
 JUMP STARTERS / 39, 72  
 LIGHTING / 74-75, 78-80  
 OIL SERVICE / 46, 52-53, 55, 65-66, 73, 88  
 PARTS WASHERS / 44  
 PRESSURE WASHERS / 48  
 POWER TOOLS / 58-61  
 SAFETY EQUIPMENT / 82  
 SHOP EQUIPMENT / 42-47  
 SHOP SUPPLIES / 81-91  
 SHOP PRESSES / 46, 71  
 SPECIALTY TOOLS / 65-80  
 CTA PRODUCTS / 66-69  
 PERFORMANCE TOOL PRODUCTS / 70-75  
 TIRE SERVICE / 10-16  
 TPMS SERVICE / FP, 14-16, 19  
 WELDING / 50-51

# TOOLS & EQUIPMENT LINE CARD



## NOTES

Prices & specifications are subject to change without notice or liability. Prices do not include vehicles, tires, installation, training, fuel surcharges, freight, shipping & handling fees, or optional equipment unless specified.

Customers are responsible for off-loading equipment upon arrival. Ask your sales rep for details.

Great America financing options now start at \$1,000. A \$25 handling fee will be applied to American Forge & Foundry (AFF) orders under \$250.

BendPak fuel surcharges and DAS fees may apply.\*

Visit <https://das.bendpak.com/> for more information

WARNING: These products can expose you to certain chemicals, which is known to the State of California to cause cancer. For

more information, go to

[www.P65Warnings.ca.gov](http://www.P65Warnings.ca.gov)



Look for the Network Products logo for items that can be ordered directly from the Network Products Warehouse.



Look for the freight included symbol for items that have freight charges included in the retail price shown.\*

\*Applicable only within the contiguous United States.

**GreatAmerica**  
FINANCIAL SERVICES  
HARD WORK • INTEGRITY • EXCELLENCE

GREATAMERICA LEASING

1-800-487-3636

[WWW.GREATAMERICA.COM/THE GROUP](http://WWW.GREATAMERICA.COM/THE GROUP)

Providing you assistance on a  
variety of automotive &  
heavy-duty equipment.



# AUTOMOTIVE LIFTS

## 2-POST LIFTS



SUPPLIER	PART #	DESCRIPTION	CAPACITY	ARMS	HEIGHT	FREIGHT	PRICE	FINANCE
FORWARD LIFT	110N500M	2-POST LIFT	10,000 LB	3-STAGE	143"	INCLUDED		
FORWARD LIFT	F12N300 / 301 / 302 / 303	2-POST LIFT AVAILABLE IN RED OR BLUE	12,000 LB	2-STAGE	143", 154", 166" & 178"	INCLUDED		
FORWARD LIFT	112N300 / 301 / 302 / 303	2-POST LIFT AVAILABLE IN RED OR BLUE	12,000 LB	3-STAGE	143", 154", 166" & 178"	INCLUDED		
FORWARD LIFT	F10N500MBL	2-POST LIFT	10,000 LB	3-STAGE	143"	INCLUDED		
FORWARD LIFT	DP15N000 / 001	2-POST LIFT AVAILABLE IN RED OR BLUE	15,000 LB	2-STAGE	154.75", 175"	INCLUDED		
FORWARD LIFT	DP15N002	2-POST LIFT AVAILABLE IN RED OR BLUE	15,000 LB	2-STAGE	199"	INCLUDED		
FORWARD LIFT	DP18PN000 / 001	HEAVY DUTY 2-POST LIFT AVAILABLE IN RED OR BLUE	18,000 LB	3-STAGE	154.75", 175"	INCLUDED		
FORWARD LIFT	DP18PN002	HEAVY DUTY 2-POST LIFT AVAILABLE IN RED OR BLUE	18,000 LB	3-STAGE	199"	INCLUDED		
ROTARY LIFT	SPO10N1500 / SPOA10N1500	2-POST SYMMETRIC / ASSYMETRIC LIFT WITH FLIP UP ADAPTERS	10,000 LB	2-STAGE	143"	INCLUDED		

### XA12 - 12,000 LB. CAPACITY ALIGNMENT SCISSOR LIFT

#### #XA12N000RD

- Open Through Access
- Small Footprint
- Four Wheel Alignment Wheelbase Range: 78" to 164"
- Alignment Ready with (2) Rolling Jacks, (2) Front Stainless-Steel Radius Gauges, Rear Slip-Plates, Internal Airlines and FRL



### MOBILE COLUMNS 14K CAPACITY

#### #MCHM414

- Wireless Remote-Controlled Lifting
- Battery Powered Requiring No Power Cords (included)
- Adjustable Forks for Wide Range of Vehicles
- Spring Loaded Steering and Braking System Saves Time
- Included Lock Light and Digital Height & Weight Gauge



### ARO14 - 14,000 LB ALIGNMENT 4 POST

#### #ARO14N101Y

- Four Wheel Alignment Wheelbase Range: 89" to 164 3/4"
- Louvered Ramps with rollers
- Multiple Lock Heights
- Alignment Ready with (2) Rolling Jacks, (2) Front Stainless-Steel Radius Gauges, Rear Slip-Plates, Internal Airlines and FRL
- 182" Wheelbase
- Open Front Design
- Available in red or blue



## CRI4 4-POST LIFT

### #CR14N201TY

- 78 3/4" Rise Height
- Single Point Operation with air operated lock release
- High Performance Cable and Sheave System
- Multiple Lock Heights
- 14,000 LB Capacity
- 182" Wheelbase
- 131.75" Width
- 250" Length



## CRA14L ALIGNMENT RACK

### #CRA14N201TY

- 80 3/4" Rise Height
- Four Wheel Alignment Wheelbase Range: 88" to 157"
- High Performance Cable and Sheave System
- Multiple Lock Heights
- Alignment Ready with (2) Rolling Jacks, (2) Front Radius Gauges, Rear Slip-Plates, Internal Airlines and FRL
- 14,000 LB Capacity
- 182" Wheelbase
- 131.75" Width
- 250" Length



## CHALLENGER LIFTS



#CL10V3



#E15



#LE12



#CL16-3S



Vehicles, Training & Installation not included

## TWO-POST

SUPPLIER	PART #	DESCRIPTION	CAPACITY	ARMS	HEIGHT	FREIGHT	PRICE	FINANCE
CHALLENGER LIFTS	EQ10	VERSYMMETRIC® 2-POST LIFT	10,000 LB	3-STAGE FRONT / 2-STAGE REAR	143"	INCLUDED		
CHALLENGER LIFTS	VLE10	VERSYMMETRIC® 2-POST LIFT	10,000 LB	3-STAGE FRONT / 2-STAGE REAR	143"	INCLUDED		
CHALLENGER LIFTS	CL10V3	VERSYMMETRIC® 2-POST LIFT	10,000 LB	3-STAGE FRONT / 3-STAGE REAR	143"	INCLUDED		
CHALLENGER LIFTS	EQ12	SYMMETRIC 2-POST LIFT	12,000 LB	2-STAGE FRONT / 2-STAGE REAR	166" / 175"	INCLUDED		
CHALLENGER LIFTS	CL12A	SYMMETRIC 2-POST LIFT	12,000 LB	3-STAGE FRONT / 3-STAGE REAR	164"	INCLUDED		
CHALLENGER LIFTS	CL12A-LC	SYMMETRIC LOW CEILING 2-POST LIFT	12,000 LB	3-STAGE FRONT / 3-STAGE REAR	144"	INCLUDED		
CHALLENGER LIFTS	E15	SYMMETRIC 2-POST LIFT	15,000 LB	2-STAGE FRONT / 2-STAGE REAR	174" / 198"	INCLUDED		
CHALLENGER LIFTS	LE12	SYMMETRIC 2-POST LIFT	12,000 LB	2-STAGE FRONT / 2-STAGE REAR	166" / 175"	INCLUDED		
CHALLENGER LIFTS	CLFP9	SYMMETRIC 2-POST LIFT	9,000 LB	3-STAGE FRONT / 3-STAGE REAR	120.875"	INCLUDED		
CHALLENGER LIFTS	CL16-3S	SYMMETRIC 2-POST LIFT	16,000 LB	3-STAGE FRONT / 3-STAGE REAR	174"	INCLUDED		
CHALLENGER LIFTS	CL20	SYMMETRIC 2-POST LIFT	20,000 LB	2-STAGE FRONT / 2-STAGE REAR	174"	INCLUDED		

## 10K & 12K STACK ADAPTER KIT

### #10315

- For 10K & 12K 2-Post lifts
- Includes (4) 3 Inch Stack Extensions, (2) 6 Inch Stack Extensions, & (2) Organizer Racks with Hardware



## SPECIAL PRICING WITH LIFT PURCHASE

### #WLP10315

- WLP-10315 is ONLY included with sales of SA10, VLE10 or CL10V3, and must be on the purchase order at the time of the lift purchase. Sales of the 10315 adapter set after the lift ships will be charged full price
- Get this special pricing on 10315s With Lift Purchase of CL10V3, VLE10 or SA10 (same PO)

## 6 IN. STACK ADAPTER KIT

### #10313

- For 10K & 12K 2-Post lifts
- Price per pair







VEHICLES, TRAINING & INSTALLATION NOT INCLUDED

**CL Challenger Lifts**

#4P14EFX



**CL Challenger Lifts**

#4P14XFX



**CL Challenger Lifts**

#AR4115EAO



**CL Challenger Lifts**

#AR4115XAO



**CL Challenger Lifts**

#HDGUPGRADE

SUPPLIER	PART #	DESCRIPTION	CAPACITY	WHEELBASE	WIDTH	LENGTH	FREIGHT	PRICE	FINANCE
CHALLENGER LIFTS	4P14EFX	CLOSED-FRONT 4-POST LIFT	14,000 LB	182.5"	130.75"	245.75"	INCLUDED		
CHALLENGER LIFTS	4P14XFX	CLOSED-FRONT 4-POST XL LIFT	14,000 LB	210"	130.75"	273.25"	INCLUDED		
CHALLENGER LIFTS	AR4115EAO	OPEN-FRONT ALIGNMENT RACK PKG	15,000 LB	183"	142"	250.5"	INCLUDED		
CHALLENGER LIFTS	AR4115XAO	OPEN-FRONT XL ALIGNMENT RACK PKG	15,000 LB	210.5"	142"	277"	INCLUDED		
CHALLENGER LIFTS	HDGUPGRADE	UPGRADE A 4115 ALIGNMNET RACK TO GALVANIZED FOR A LONG LIFT	UPGRADES RUNWAYS, JACK RAILS, TURN PLATE POCKETS & SLIP PLATE POCKETS TO A GALVANIZED COATING				INCLUDED		

### PORTABLE MID-RISE LIFT WITH ELECTRIC/HYDRAULIC POWER UNIT

**#MR6**

- Includes 4 High Adapters & 4 Low Adapters



**CL Challenger Lifts**

### ALIGNMENT LIFT

**#SX14**

- 14K Capacity
- Single Scissor with 25.5 in. Runway width
- Surface Mount
- 183 in. Max Wheelbase
- 174.75 in. Max 2 Wheel Alignment
- Locking Alignment Plates
- Auto on/off light feature
- Two 7k capacity Rolling Jacks
- Stainless Steel Turn Plates
- Full Alignment Rack Package



**CL Challenger Lifts**

### HEAVY DUTY MOBILE COLUMN LIFTS (SET OF 4)

**#CLHM-140-4**

- 14,000 LBS. per column
- Battery powered
- Wireless, adjustable carriage



**CL Challenger Lifts**

### HEAVY DUTY MOBILE COLUMN LIFTS (SET OF 4)

**#CLHM-190-4**

- 19,000 LBS. per column
- Battery powered
- Wireless, adjustable carriage



**CL Challenger Lifts**

### HEAVY DUTY MOBILE COLUMN LIFTS (SET OF 4)

**#CLHMM5000**

- 5,000 LBS. per column
- Battery powered
- Wireless, adjustable carriage



**CL Challenger Lifts**

### ROLLING JACK

**#RJ7.5**

- Buy One, Get One Half-Off RJ7.5 Rolling jacks with purchase of 4P14 series lift - must be on PO at time of lift purchase to receive promotion
- Rolling jack
- Air/hydraulic operation
- Adjustable width
- 7,500 lbs. capacity
- For 4P14, 4015 and 4115 series lifts



**CL Challenger Lifts**

### INTERNAL AIR LINE KIT

**#40230-E, #40230-X**

- For 4P14, 4015, AND 4115 Series lifts



**CL Challenger Lifts**












### LED LIGHT BAR KIT

**#EAK0361V64A-US**

- Mounts to lifts with strong magnets
- 360° Rotating ends
- Motion Sensing
- Adjustable from 100-1000 lumens
- Up to 45 hours of battery life
- Sold in pairs




**CL Challenger Lifts**

<div>10AP 2 POST LIFT</div> <div>#10AP</div> <div><ul style="list-style-type: none"><li>• 10,000 LB Capacity</li><li>• 2 Post Assymetric/ Symmetric</li><li>• 145" Height +1" Ceiling</li><li>• 3-Stage Front (Offset) Arms,</li><li>• Screw-Up Pads (4" low hieght)</li><li>• Includes 2-1/2" &amp; 5" Stack Adapters (4 each)</li><li>• Adjustable Width</li></ul></div> <div></div>	<div>10AP-168 2-POST LIFT</div> <div>#10AP-168</div> <div><div>NEW</div></div> <div><ul style="list-style-type: none"><li>• 10,000 LB Capacity</li><li>• 2 Post Assymetric/ Symmetric</li><li>• 168" Height +1" Ceiling</li><li>• 3-Stage Front (Off-set) Arms,</li><li>• Screw-Up Pads (4" low hieght)</li><li>• Includes 2-1/2" &amp; 5" Stack Adapters (4 each)</li><li>• Adjustable Width</li></ul></div> <div></div>	<div>10APX 2-POST LIFT</div> <div>#10APX</div> <div><ul style="list-style-type: none"><li>• 10,000 LB Capacity</li><li>• 2 Post Assymetric/ Symmetric</li><li>• 157" Height +1" Ceiling</li><li>• 3-Stage Front (Offset) Arms,</li><li>• Screw-Up Pads (4" low hieght)</li><li>• Includes 2-1/2" &amp; 5" Stack Adapters (4 each)</li><li>• Adjustable Width</li><li>• 79" Rise</li></ul></div> <div></div>	<div>10APX-181 2-POST LIFT</div> <div>#10APX-181</div> <div><div>NEW</div></div> <div><ul style="list-style-type: none"><li>• 10,000 LB Capacity</li><li>• 2 Post Assymetric/ Symmetric</li><li>• 181" Height +1" Ceiling</li><li>• 3-Stage Front (Offset) Arms,</li><li>• Screw-Up Pads (4" low hieght)</li><li>• Includes 2-1/2" &amp; 5" Stack Adapters (4 each)</li><li>• Adjustable Width</li><li>• 79" Rise</li></ul></div> <div></div>
<div>HD-9SWX 4-POST DOUBLE-WIDE CLOSED LIFT</div> <div>#HD-9SWX</div> <div><ul style="list-style-type: none"><li>• 9,000 LB Capacity</li><li>• 4 Post Double Wide (Closed Front)</li><li>• 177" Wheelbase</li><li>• 224" Overall Length</li><li>• 19" Wide Run-ways</li><li>• 82" Rise</li></ul></div> <div></div>	<div>HDS-14X 4-POST LIFT WITH CLOSED FRONT</div> <div>#HDS-14X</div> <div><ul style="list-style-type: none"><li>• 14,000 LB Capacity</li><li>• 4 Post Closed Front</li><li>• 225" Wheelbase</li><li>• 271" Overall Length</li><li>• 20" Wide Runways</li></ul></div> <div></div>	<div>XPR-12CL 2-POST SYMMETRIC LIFT</div> <div>#XPR-12CL</div> <div><ul style="list-style-type: none"><li>• 12,000 LB Capacity</li><li>• 170" Height +1" Ceiling</li><li>• 3 Stage Front &amp; Rear Arms</li><li>• Drop in pads (5" Low Hieght)</li><li>• Includes 2.5" and 6" Stack Adapters (4 Each) &amp; Frame Cradles (Set of 4)</li></ul></div> <div></div>	
<div>HD-9XL 4-POST LIFT WITH CLOSED FRONT</div> <div>#HD-9XL</div> <div><ul style="list-style-type: none"><li>• 9,000 LB Capacity</li><li>• 4 Post (closed front)</li><li>• 177" Wheelbase</li><li>• 224" Overall Length</li><li>• 19" Wide Run-ways</li></ul></div> <div></div>	<div>HDS-14LSXE-PKG 4-POST ALIGNMENT CLOSED LIFT</div> <div>#HDS-14LSXE-PKG</div> <div><ul style="list-style-type: none"><li>• 14,000 LB Capacity</li><li>• 4 Post Alignment (closed front)</li><li>• 212" Max 2W Align</li><li>• 271" Overall Length</li><li>• 20" Wide Runway</li><li>• Includes 2 - 7K Jacks, Turntables &amp; Air Line Kit</li></ul></div> <div></div>	<div>LR-10000 LOW RISE PAD LIFT</div> <div>#LR-10000</div> <div><ul style="list-style-type: none"><li>• 10,000 LB Capacity</li><li>• Low-rise pad lift 22.75"</li><li>• Includes 4" Blocks (2 Styles, Set of 4 Each)</li></ul></div> <div></div>	
<div>LR-60 LOW RISE PAD LIFT</div> <div>#LR-60</div> <div><ul style="list-style-type: none"><li>• 6,000 lb Capacity</li><li>• Low Rise Pad Lift (26")</li><li>• Includes 1-1/2" Rubber Blocks (Set 4)</li></ul></div> <div></div>	<div>P9000LT LOW RISE PAD LIFT</div> <div>#P9000LT</div> <div><ul style="list-style-type: none"><li>• 9,000 LB Capacity</li><li>• Low Rise Pad Lift (23") - Pit Style</li><li>• Includes 3" Rubber Blocks (Set 4)</li></ul></div> <div></div>	<div>SP-7XE HIGH-RISE PAD LIFT</div> <div>#SP-7XE</div> <div><ul style="list-style-type: none"><li>• 7,000 LB Capacity</li><li>• High rise pad lift (72")</li><li>• Double Scissor</li><li>• Open Center</li><li>• 165" Length</li><li>• 63" Runways</li><li>• 6.5" Low Height (Ramps In &amp; Out)</li><li>• Includes 2" Rubber Blocks (Set of 4)</li><li>• Air Lock</li></ul></div> <div></div>	

## 15K 4 POST ALIGNMENT LIFT EXTENDED LENGTH

#EELR708APKG

- 15,000 LB Capacity
- 210.5" Wheelbase
- 142" Width
- 277" Length



**HOFMANN**



## 15K 4 POST LIFT EXT

#EELR708LLPKG

- Lights and Locks model
- Expanded clearance and extended runways
- Easy access, open-front design



**HOFMANN**



## 12K 4 POST ALIGNMENT LIFT

#EELR728APKG

- 12,000 LB Capacity
- 138" Wheelbase
- 134.8" Width
- 251.5" Length



**HOFMANN**



## 12K SL FLUSHMOUNT

#EELR724APKG

- Flush mount model
- 12,000 LB Capacity
- 90" Width
- 242"-294" Length



**HOFMANN**



## 12K SCISSOR ALIGNMENT LIFT

#EELR709APKG

- 12,000 LB Capacity
- 90" Width
- 242"-294" Length



**HOFMANN**



## 14K SCISSOR ALIGNMENT LIFT STANDARD

#EELR787APKG

- 14,000 LB Capacity
- 92.5" Width
- 270" Length



**HOFMANN**



## 14K SCISSOR ALIGNMENT LIFT STANDARD LIGHTS & LOCKING KIT

#EELR789APKG

- 14,000 LB Capacity
- 92.5" Width
- 270" Length



**HOFMANN**



## 38 TON (76,000 LB.) COMMERCIAL VEHICLE MOBILE COLUMN LIFT WIRELESS (SET OF 4)

#485 80099 00 (MODEL CML-9X4)

- Simple: tablet-based touch screen with on-board manuals, videos and Internet
- Broad Application: heavy duty through light duty vehicles
- Fully Adjustable Carriage: 12" forks supports wheel diameter from 5" to 24.5"
- Patent Pending: down-stop visual safety system
- Min/Max Lift Height 32in / 69in
- Lift Capacity 19,000lb / 9.5ton

**MAHLE**



Training & installation not included







Click To View  
2023 Catalog

# TUXEDO

Distributors, LLC.  
Automotive Equipment & Accessories

Call to place order!  
817.558.9337  
877.558.9337 (Toll Free)

## CAR ROTATOR

### CR-3000

- Heavy-duty balancing system
- Securely Locks at any angle
- Two 6,000lbs capacity jacks to adjust working height
- Four 16" mounting arms
- Three piece telescoping center bar adjusts to 21'-6"
- Six phenolic resin swivel casters
- Fully Adjustable 360° movement
- Powder coated finish



TUXEDO

## FRAME RACKS

### FR-77-18 - FR-77T-18 - FR-77-20 - FR77T-20

#### FR-77-18

STEEL PLATE DECK - 18' L  
FRAME RACK MACHINE

#### FR-77T-18

TUBULAR DECK - 18' L  
FRAME RACK MACHINE


#### FR-77-20

STEEL PLATE DECK - 20' L  
FRAME RACK MACHINE

#### FR-77T-20

TUBULAR DECK - 20' L  
FRAME RACK MACHINE

- Durable, Heavy Duty steel deck Construction
- Tilt Deck Operation with 7,700lbs. Capacity with Drive On Ramps
- Universal Anchoring System with Adjustable Height Pinch Weld Assemblies
- Two - 10 Ton Pulling Towers with Telescoping Heads
- Adjustable Tower Collars
- Overhead Boom Pull Tower Extension
- Quick Disconnect Hydraulic Fittings
- Two - 10' Pulling Chains with Hooks
- Two - High Quality Air/Hydraulic Pumps with Pressure Gauges
- Universal Wheel Stand And Dead Vehicle Dolly
- Powder Coat Finish



IDEAL

## SCISSOR FRAME RACK

### FR-55

- Handles both full frame and uni-body vehicles
- Scissor Style Operation with 5,500lbs. Capacity
- Universal Anchoring System with Adjustable Height Pinch Weld Assemblies
- One - 10 Ton Pulling Tower with Down Pull Roller
- Multi Angle 360 degree pulling
- Quick Disconnect Hydraulic Fittings
- One - 10' Pulling Chain with Hook
- High Quality Air/Hydraulic Pump with Pressure Gauge
- Four Universal Wheel Stands
- Powder Coat Finish

IDEAL



SCISSOR LIFT  
OPERATION

## PAINT SPRAY BOOTH

### PSB-SDD26B-AK

IDEAL



- Typically ships within 48 hours!
- Heavy duty precision punched 18 Gauge panel construction
- Optimal air flow w/ CFM 14,000 @ .5 static pressure
- Commercial grade 'hip panel' design for optimal lighting coverage
- Inside Dimensions: 26" L X 14' W X 9' 3" H
- Convenient 5/16" bolt & nut assembly
- Deluxe Control Panel included
- Bright White Powder Coat panel Finish - (inside & outside)
- Manometer, Solenoid Valve, Hardware & Sealant Included
- (2ea) UL Listed Dayton 24" tube-axial exhaust fan w/ spark resistant fan blades
- NEMA rated 3HP-3 Phase - 230/460VAC-60Hz motors standard

## Wheel Service

### TLX-7000

Low Rise Portable & Storable  
Automotive Tilt Lift 7,000 LBS.

- Full Operation From Either Side of Lift
- 'Dual Action' Precision Gear Drives
- Weather Resistant for indoor or outdoor use
- Easy to use and maintain
- Adjustable Width Platforms



Price Does Not Include Vehicle,  
Installation or Optional  
Equipment as Shown



### TC-950

Semi-Automatic  
Tire Changer

- Max Wheel Diameter: 47"
- Rim Width: 3" - 15"
- Rim Diameter: 15" - 28"

Price Does Not Include Vehicle,  
Installation or Optional  
Equipment as Shown



### WB-953

High Performance  
Wheel Balancer

- Max Wheel Diameter: 39"
- Rim Width: 1.5" - 20"
- Rim Diameter: 10" - 24"
- Wheel Weight Capacity: 150 lbs



### TC-950WPA

High Performance  
Tire Changer with Press Arm

- Internal Clamping Capacity: 15" - 28"
- External Clamping Capacity: 13" - 24"
- Max Wheel Diameter: 47"
- Wheel Width: 3" - 15"
- Left side press arm (WPA)
- Ideal for low profile tires (WPA)



### WB-953-B

High Performance  
Wheel Balancer

- Max Wheel Diameter: 39"
- Rim Width: 1.5" - 20"
- Rim Diameter: 10" - 24"
- Wheel Weight Capacity: 150 lbs

## Two Post Lifts

### IDEAL - TP10KAC-DX

10,000lbs CAPACITY

- ALI Certified
- Overall Height: 144"
- Overall Width: 145-1/2"
- Bi-Symmetric Lift Arms
- Low Profile Swing Arm Design
- 3 Stage Front Arms
- Adjustable Height Swivel Pads
- Stackable Height Adaptors




Price Does Not Include Vehicle,  
Installation or Optional  
Equipment as Shown



### TP11KC-DX

11,000lbs CAPACITY

- Direct "Pull" Cylinders
- Overall Height: 145"
- Overall Width: 145-1/2"
- 3 Stage Front Arms
- Low Profile Arms
- Rubber Door Guards
- Spin Up Pads with stackable drop-in Height Adapters



BI-SYMMETRIC™ DESIGN  
Asymmetric/Symmetric arm  
configuration with 180 degree  
front arm rotation.



### TP9KACX-TUX

9,000lbs CAPACITY

- Overall Height: 143"
- Overall Width: 138"
- Spin Up Pads with stackable drop-in height adapters

Price Does Not Include Vehicle,  
Installation or Optional  
Equipment as Shown



### TP9KFX-TUX

9,000lbs CAPACITY

- Overall Height: 112"
- Overall Width: 134.5"
- Spin Up Pads with stackable drop-in height adapters



Price Does Not Include Vehicle,  
Installation or Optional  
Equipment as Shown

## Four Post & Storage Lifts



### FP14KAC-X

14,000lbs CAPACITY

- High Performance Commercial Alignment Lift
- Durable, High Quality Cable Lift System
- Extended Rise Height
- 'Bolt-On' Runway Alignment Kit
- 18 Locking Height Positions
- 20" Wide Runways
- Slack Cable Safety Devices
- Self-Checking Approach Ramps W/ Nylon Rollers

### FP8K-DX

8,000lbs CAPACITY

- Cable Driven
- Single Point Manual Lock Release
- Slack Cable Safety
- Steel Approach Ramps
- Fits In Most Residential Garages
- Includes Caster Kit, Drip Trays and Jack Tray
- Powder Coat Finish



## Mobile Column

### MSC-6KLP-BLK

6,000 lbs  
Single Column Lift

- Capacity: 6,000 lbs
- Width Overall: 45-3/16"
- Height Overall: 102-3/8"
- Length Overall: 101-9/16"
- Power: 110 VAC, 2.0 Amp, 1 ph
- Pallet Jack style hydraulics to raise lift onto wheels

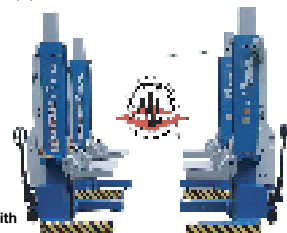


Price Does Not Include Vehicle,  
Installation or Optional  
Equipment as Shown

### MSC-18K-X-472

Heavy-Duty  
Mobile Column Lift

- ALI Certified
- Up to 108,000 lbs. Capacity
- 24VDC Battery Operation with Onboard Charging System
- Communication Cable with Retractable Cable Reels
- U-Shape Wiring Configuration for Quick Entry and Exit
- Convenient Operation from any Column
- Independent Mechanical Locking System
- Optical Encoder for Continuous Column Synchronization
- Portability for Out of the Way Storage Using Pallet Jack Style Base
- Easy to Move Adjustable Forks
- Emergency Shutoff Switch on each Column
- Master Control Panel for Individual or Paired Synchronized Operation
- Simple Operation via LCD Screen and Keypad
- LED Light with Magnetic Base (1 per two columns)
- Available in Two, Four or Six Column Configurations
- Optional ALI Certified Accessories for Expanded Service Operations



Price Does Not Include Vehicle,  
Installation or Optional  
Equipment as Shown



## Heavy Duty Mobile Column

### MSC-18K-X-236 MSC-18K-X-6108

Heavy-Duty  
Mobile Column Lift

- ALI Certified
- Up to 108,000 lbs. Capacity
- 24VDC Battery Operation with Onboard Charging System
- Communication Cable with Retractable Cable Reels
- U-Shape Wiring Configuration for Quick Entry and Exit
- Convenient Operation from any Column
- Independent Mechanical Locking System
- Optical Encoder for Continuous Column Synchronization
- Portability for Out of the Way Storage Using Pallet Jack Style Base
- Easy to Move Adjustable Forks
- Emergency Shutoff Switch on each Column
- Master Control Panel for Individual or Paired Synchronized Operation
- Simple Operation via LCD Screen and Keypad
- LED Light with Magnetic Base (1 per two columns)
- Available in Two, Four or Six Column Configurations
- Optional ALI Certified Accessories for Expanded Service Operations



Price Does Not Include Vehicle,  
Installation or Optional  
Equipment as Shown



Available in 6!  
MSC-18K-X-6108





# TIRE SERVICE

## ALIGNMENT

### GEOLINER® 609

#EEWA741TH3

- Uncompromising features in a compact design
- Has all the same core features of our advanced imaging alignment systems in a compact economical design



**HOFMANN**



### GEOLINER® 660 IMAGING ALIGNER SYSTEM

#EEWA712TH3

- Simple, easy to use software at all rack heights accurate, real-time measurements
- Advanced camera imaging technology
- Video speed cameras constantly monitor alignment
- The camera beam automatically follows the vehicle by tracking the target



**HOFMANN**



### GEOLINER® 678 + AC400 CLAMPS & VIN READER

#EEWA715TBV3

- New, intuitive software is designed together with technicians to provide the core alignment functions, only one click away
- Automatic Tracking
- Video Speed Camera
- Intelligent Software Tools
- EZ-Toe



**HOFMANN**



### GEOLINER® 770 + AC400

#EEWA752BV3

- Exclusive fully portable system
- The camera beam automatically tracks the vehicle allowing comfortable alignment at all rack heights
- Provides optimum placement of the advanced XD targets and cameras for more speed and more accuracy



**HOFMANN**



### CWA 6500 WHEEL ALIGNER

#8006500

- Comes with both self-centering clamp and exclusive tire gripping adapters
- Multiple compensation modes
- Two wheel alignment mode
- Standard VIN Scanner
- Mobile Cabinet Supports Using Aligner in Multiple Bays



**COATS**



### R1085 MOBILE TABLET ALIGNER

#RWA1085

- Less learning curve to run our software
- Less bay space required
- Less total cost involved to start doing alignments
- Console or Tablet Operated System

**Rotary**



### X881 PRO MOBILE 3D WHEEL ALIGNER

#702020046

- Equipped with Dynamic Constitute Coordinate (DCC) which is a new revolutionary technology in the wheel alignment industry allowing the LAUNCH X-881 PRO to work on uneven surfaces with variance of 30 degrees.
- The revolutionary software of LAUNCH X-881 Pro is compatible with 2post lifts and all other lift types.
- Automatic VIN decoder
- OEM solution for automotive repair information
- Training and setup included

**LAUNCH**





**coats**MODEL  
RC45

MODEL RC55

MODEL  
MAXX70MODEL  
MAXX80MODEL  
MAXX90

MODEL	WHEEL CLAMP SYSTEM	MOUNT / DEMOUNT	MAX TIRE DIAMETER	WARRANTY	FREIGHT	PRICE	FINANCE
RC-45E / RC-45A	RIM CLAMP	SWING ARM	50"	1-YEAR PARTS 6-MONTH LABOR	INCLUDED		
RC-55E / RC-55A	RIM CLAMP	SWING ARM	50"	1-YEAR PARTS 6-MONTH LABOR	INCLUDED		
APS3000	CENTER POST	LEVERLESS	47"	1-YEAR PARTS 90-DAY LABOR	INCLUDED		
80CAH3 / 80CEH220	CENTER POST	SWING ARM	50"	1-YEAR PARTS 90-DAY LABOR	INCLUDED		
9028E	RIM CLAMP	TILT BACK	47"	1-YEAR PARTS 6-MONTH LABOR	INCLUDED		
APX90A / APX90E	RIM CLAMP	TILT BACK	44"	3-YEAR PARTS 6-MONTH LABOR	INCLUDED		
CHD-6330	JAW STYLE	MANUAL	63"	1-YEAR PARTS 90-DAY LABOR	INCLUDED		
800MAXX70 / 70220 / 70A	RIM CLAMP	SWING ARM	50"	3-YEAR PARTS 6-MONTH LABOR	INCLUDED		
800MAXX80 / 80220 / 80A	RIM CLAMP	SWING ARM	50"	3-YEAR PARTS 6-MONTH LABOR	INCLUDED		
800MAXX802SPD	RIM CLAMP	SWING ARM	50"	3-YEAR PARTS 6-MONTH LABOR	INCLUDED		
800MAXX90220 / 90A	RIM CLAMP	SWING ARM	50"	3-YEAR PARTS 6-MONTH LABOR	INCLUDED		
80090CAH3 / 80090CEH220	CENTER CLAMP	LEVERLESS	50"	3-YEAR PARTS 6-MONTH LABOR	INCLUDED		
800MAXX50 / 50A	RIM CLAMP	POLYMER MOUNT HEAD	50"	3-YEAR PARTS 6-MONTH LABOR	INCLUDED		

**BASELINE 350 WHEEL  
BALANCER ONLY****#85002350****BASELINE ENTRY LEVEL  
TIRE CHANGER BL300****#85002300****BASELINE COMBO  
BL350 + BL300****#8500300350****BL350 WHEEL BALANCER**

- Integrated LED Matrix
- Space saving design
- 40mm shaft
- 115V, 1 Phase
- Max wheel diameter 22"
- Max tire diameter 42"
- 1 year labor warranty
- Automatic Wheel Data Entry
- Direct Tape-A-Weight™
- Auto Start Hood
- Integrated LED Display
- Standard 110V Power

**BL300 TIRE CHANGER**

- Services steel & alloy wheels up to 24" in diameter
- Air powered side bead loosener
- Built-in bead sealing jets
- Electric 1.0 HP Motor
- 38" Max tire diameter
- 1 Year Parts Warranty
- Rim-clamp wheel system
- Air powered side bead loosener
- Built-in bead sealing jets
- Electric 1.0 Hp motor



## SWING ARM TIRE CHANGER

#R980XR

- Electric motor
- 9" - 28" external clamping, 50" tire, 16" width
- Steel & Nylon Duckhead & Adapter-Hose Bead Blast Only (230V-1PH - 3HP)
- Dual pneumatic cylinders
- 1 year parts warranty, 1 year Labor warranty



\*BENDPAK FUEL SURCHARGES & DAS FEES MAY APPLY. VISIT [DAS.BENDPAK.COM](http://DAS.BENDPAK.COM) FOR MORE INFORMATION

## TIRE CHANGER WITH PNEUMATIC ASSIST ARM

#R980AT

- Electric motor
- Assist arm on left side
- 9" - 28" external clamping
- 50" tire, 16" width
- Steel & Nylon Duckhead & Adapter
- Hose Bead Blast Only
- Dual pneumatic cylinders
- 1 year parts warranty, 1 year Labor warranty



\*BENDPAK FUEL SURCHARGES & DAS FEES MAY APPLY. VISIT [DAS.BENDPAK.COM](http://DAS.BENDPAK.COM) FOR MORE INFORMATION

## R146RP TIRE CHANGER WITH HELPER ARM

#RWC246.261RP

- Integrated Wheel Lift Attachment
- Hand controlled, double-acting bead breaker
- Bead Pushing Roller
- Storage Tray
- Extra-large 46" frame
- 110v drive motor supplies needed torque
- 46" Max Tire Diameter
- 3 year parts warranty, 1 year Labor warranty



## ROTARY R1200 LEVERLESS PRO TIRE CHANGER

#RWC1200

- Adjustable height quick-locking center post
- Fully synchronized dual bead rollers & premium leverless tool
- Power-assisted press arm
- Match mount indexing



## R155 WHEEL BALANCER W/ MONITOR 7 PC COLLET SET

#RWB355SB

- Simple visual display
- Automatic program
- Internal data gauge



## MONTY1625B TIRE CHANGER

#MONTY1625B

- 24" outer-wheel clamping standard
- Four-jaw clamping chuck
- Max Tire diameter of 50"
- Dual pneumatic clamping cylinders control all four clamping jaws, eliminating damage to wheels due to slippage
- 6,000 lbs of power at the bead shovel and a range of up to 18" wide. The two-stage pneumatic cylinder provides precise power and can be toggled with the foot pedal as needed



## MONTY 3550EM TILT TOWER TIRE CHANGER

#M3550EM110B

- Push-button controlled mount/demount head pneumatically lowers and locks into position
- Fast and ergonomic pneumatic vertical arm
- Swing arm style mount/demount with a quickchange design
- 50" Max Tire Diameter
- 1 year parts warranty, 6-Month Labor warranty



## MONTY 8800 TIRE CHANGER

#EEWH778AUB

- Bead Pusher Technology - Integrated bead pusher assists in the mount process of the upper bead
- Intuitive Control Panel
- Center Post Clamp
- Wide range of tire sizes
- 50" Max Tire Diameter
- 1 year parts warranty, 6-Month Labor warranty



## MONTY 1675 SWING-ARM TIRE CHANGER

#EEWH779CU2

- Mount/Demount Head
- SWING-ARM CONFIGURATION
- Ergonomic, Hand Operated Bead Breaker Control
- Maximum Tire Diameter 53"
- Power Requirements 230V 1PH 50/60Hz 16A



## TIRE CHANGER & BALANCER PACKAGE MONTY 1270 + GEODYNA 7100

#HOFCOMBO1

### GEODYNA® 7100

#### WHEEL BALANCER WITH DIGITAL DISPLAY

- EZ-Collets - Mobile app helps service technicians identify the best tools for their wheel balancing jobs.
- Semi-automatic input of offset and rim diameter via 2D SAPE
- VPI measurement technique for uncompromised accuracy
- QuickBal for reduced measurement time:
- Short start-stop cycle time: 6.5 seconds (15" rim)



### MONTY® 1270

#### SWING-ARM TIRE CHANGER

- Strong rugged design ensures long service life
- Mounting arm swings to the side allowing space saving installation directly against a wall
- Double acting bead breaker cylinder allows precise handling of rims
- Large anti-ski rubber protective pad on bead breaker head protects tires and rims
- Plastic protectors on mount/demount head protects delicate alloy rims
- Mount/demount head is manually adjusted for non-rim contact operation
- Tire lever included



**Coats**MODEL  
885MODEL  
1185MODEL  
1500MODEL  
1600

MODEL	ELECTRICAL REQUIREMENTS	MAX WHEEL DIAMETER	MAX TIRE DIAMETER	WARRANTY	FREIGHT	PRICE	FINANCE
885	110V, 1 PHASE	30"	38"	1-YEAR PARTS 6-MONTH LABOR	INCLUDED		
1185	110V, 1 PHASE	30"	38"	1-YEAR PARTS 6-MONTH LABOR	INCLUDED		
1300-2D	220V, 1 PHASE	30"	44"	3-YEAR PARTS 6-MONTH LABOR	INCLUDED		
1300-2D01	220V, 3 PHASE	30"	44"	3-YEAR PARTS 6-MONTH LABOR	INCLUDED		
1500-3D	220V, 1 PHASE	30"	44"	3-YEAR PARTS 6-MONTH LABOR	INCLUDED		
1600-3D	220V, 1 PHASE	30"	44"	3-YEAR PARTS 6-MONTH LABOR	INCLUDED		
6450-3D	220V, 1 PHASE / 3 PHASE	20"	52"	1-YEAR PARTS 6-MONTH LABOR	INCLUDED		

**COATS 525 WHEEL LIFT**

#800525

- This lift system reduces operator fatigue and the potential for expensive wheel damage.
- Provides a sliding platform for easy operation and smooth, air-powered scissor lift action
- Compatible with all 1300, 1400, 1500 and 1600 Direct Drive wheel balancers

**Coats****LIGHT TRUCK CONE KIT, 40 MM**

#8113277C

- Double sided cone & metal backing plate
- Range: 4.80" - 6.80"

**Coats****ADJUSTABLE PIN PLATE SET 3,4,5**

#85610104

- One, reliable system to properly balance a wide variety of tire and wheel assemblies
- Combines 15 plates into one convenient solution
- Provides technicians the precision to achieve the ideal performance balance
- Adjustable design provides fast and easy clamping of tire and wheel assemblies.
- Can be used on any 40mm wheel balancer.

**Coats** **WHEEL BALANCER**

#DST2420

- LED, 36mm, 145 lb unit
- Cones to 5.00"
- Spacer, speed nut, pegs
- Wheel weight starter kit
- 32 Tooth Encoder - (110V or 230V-1PH - Dual Motor)
- Max wheel diameter 30"
- Max tire diameter 47"
- 1 year parts warranty, 1 year labor warranty

**Ranger****WHEEL BALANCER**

#DST30P

- LED, 36mm, 150 lb unit
- Cones to 5.00"
- Spacer, speed nut, pegs
- Wheel weight starter kit
- 64 Tooth Encoder (110V or 230V-1PH - Dual Motor)
- Max wheel diameter 30"
- Max tire diameter 50"
- 1 year parts warranty, 1 year labor warranty

**Ranger****WHEEL BALANCER**

#LS43B

- LED, 36mm, 145 lb unit
- Cones to 5.00"
- Spacer, speed nut, pegs
- Wheel weight starter kit
- (230V-1PH)
- Max wheel diameter 15"
- Max tire diameter 26"
- 1 year parts warranty, 1 year labor warranty

**Ranger**\*BENDPAK FUEL SURCHARGES & DAS FEES MAY APPLY. VISIT [DAS.BENDPAK.COM](http://DAS.BENDPAK.COM) FOR MORE INFORMATION



## GEODYNA® 7400L

#EEWB764AL

- 230V, 1 Phase
- 42" Max Wheel Diameter
- Warranty on 1-year Parts, 6-month labor



**HOFMANN**



## GEODYNA® 7600P

#EEWB765AP

- 230V, 1 Phase
- 42" Max Wheel Diameter
- Warranty on 1-year Parts, 6-month labor



**HOFMANN**



## GEODYNA® 8200P

#EEWB765AP

- 230V, 1 Phase
- 42" Max Wheel Diameter
- Warranty on 1-year Parts, 6-month labor



**HOFMANN**



## ROTARY PRO TIRE SERVICE KIT

#RW146155C

### R146RP SUPER SWINGARM PRO TIRE CHANGER

- Integrated Wheel Lift Attachment
- Hand controlled, double-acting bead breaker
- Bead Pushing Roller
- Storage Tray
- Extra-large 46" frame
- 46" Max Tire Diameter
- 3 year parts warranty, 1 year Labor warranty



### R155PRO 3D WHEEL BALANCER

- Simple visual display
- Automatic program
- Internal data gauge



## JOHN DOW TIRE TAXI EXTENDED

#JDI-TT1-EX

- Designed to create a more ergonomic working height
- Has 4 legs that extend the overall height to 23"

Tire & wheel not included.



## JOHN DOW TIRE TAXI

#JDI-TT1

- Specifically designed to make moving tires throughout the service bays simple, fast & safe
- Holds up to 5 tire & wheel assemblies or 8 tires
- 4 Heavy-duty swivel casters allow the Tire Taxi to rotate 360°
- Includes 1 locking caster for stability

Tire & wheel not included.



## TPMS

### LTR-03 TPMS SENSOR METAL #341180201

### LTR-03 TPMS SENSOR RUBBER #341180202

- 95% Coverage Rate
- Dual Frequency 315/433 Mhz
- Able to replace all the OE tire pressure sensors, copy the OE sensor data and can be programmed for unlimited times and create new ID's



**LAUNCH**

### TPMS MX-SENSOR 1-SENSOR

#1-SENSOR

- Choice of rubber or metal stems
- Combined Frequency: 315MHz & 433MHz
- Programmable with Autel TPMS Service Tools
- Exclusive Press Release Button to Easily Replace Valve Stems
- Program to Replace 99% of OE Sensors
- Compatible with Autel Interchangeable Rubber, Aluminum or Color Valve Stems



**AUTEL**

### MX-SENSOR BLE

#300100

- Pre-programmed Bluetooth Low Energy (BLE) sensor that offers "fit & go" capability for Tesla 3/Y/S/X models
- Built to meet or exceed industry standards and tested to endure extreme temperatures, the MX-Sensor BLE is also programmable with Autel tools for the latest BLE-equipped vehicles.
- The MX-Sensor BLE features adjustable valve stems available in black, chrome, and gray to meet various vehicle needs and styles.



**AUTEL**

## (10) RITE-SENSOR SLEEVE PACK + VALVE STEM

### #RS-2000-10R

- Optional metal valve stem included
- Single SKU Solution
- Built-in RITE-SYNC® Technology
- Dual Frequency [315 & 433 MHz]
- Built to OEM Specifications
- Programs in less than 3 seconds
- Available in 120 unit master case
- Limited lifetime warranty



## TECHRITEPRO 100 -6 PACK TOOLS

### #WRTTRP100-6P

- High Resolution Color Display
- Long Lasting, Rechargeable, Removable Battery
- Heavy Duty OBDII Cable/Connector
- 2 Years Warranty / 2 Years Software



## TECH600PRO TOOL WITH WIRELESS VCI

### #WRT600PRO-RS30P

- Optional metal valve stem included
- Single SKU Solution
- Built-in RITE-SYNC® Technology
- Dual Frequency [315 & 433 MHz]
- Built to OEM Specifications
- Programs in less than 3 seconds
- Available in 120 unit master case
- Limited lifetime warranty



## RITE SENSOR BLUE FOR EV VEHICLES - TPMS SENSOR FOR BLUETOOTH TPMS (BOX OF 10)

### #RS-3000-10 (SILVER)

- Aluminum clamp-in valve stem
- Color Match Silver Value-Stem
- Play and Plug Auto Relearn for Tesla Model



### #RS-3000-10B (BLACK)

- Aluminum clamp-in valve stem
- Color Match Silver Value-Stem
- Play and Plug Auto Relearn for Tesla Model



### #RS-3000-10C (GRAPHITE)

- Aluminum clamp-in valve stem
- Color Match Silver Value-Stem
- Play and Plug Auto Relearn for Tesla Model



## TSAP 2 (TOOL ONLY)

### #302020528

- Programs over 20 aftermarket sensors, including Launch LTR Sensor
- Read and activate TPMS sensors
- Perform 200+ Manual Relearns
- Lookup TPMS sensors part numbers
- Activates both 315 & 433 Mhz sensors



LAUNCH

## TSAP 3 (TOOL ONLY)

### #302020529

- Programs over 20 aftermarket sensors, including Launch LTR Sensor
- Placard change capability
- Perform 200+ manual and OBD II Relearns
- Service motorcycles & dually vehicles
- Wi-Fi updatable



LAUNCH

## MAXIPMS TBE200 TIRE TREAD & BRAKE DISC WEAR EXAMINER

#TBE200

- Laser-Enabled
- 1.65" AMOLED Super Retina Touchscreen Display
- Full Color Graphical Display
- Compatible with Passenger, Commercial & Off-road Vehicles
- Displays Recommendations for Tire & Brake Disc Replacement, 4-wheel Alignment & Tire Rotation
- Scan Tire Identification Number (TIN)



**AUTEL**

## MAXIPMS ITS600 TPMS DIAGNOSTICS & SERVICE FUNCTIONS

#ITS600

- Activates, reads & relearns all known sensors
- (4) MX-Sensor Program Modes
- Batch Program Up to 20 MX-Sensors
- 5.5" Color Display; Android 9.0 OS
- Includes Wireless Bluetooth Vehicle Communication Interface
- Enhanced At-a-Glance Diagnostics Status Screen
- Rapid VIN Acquisition Via Optical VIN scan Function
- Read/Erase All System Codes & Perform OLS, BMS, SAS and EPB



**AUTEL**

## TS508WFK-1 KIT: TS508WF TOOL, (8) 1-SENSORS

#700020

- 8 Autel 1-Sensors Included
- Quick Mode & Advanced Mode Options
- Read/Activate/Relearn All Known Sensors
- Detect & Display TPMS System Faults
- Display Vehicle-Specific Relearn Procedures; Perform OBDII Relearns



**AUTEL**

# Continental

## Autodiagnos™ TPMS SE Tool BUNDLE

291000256020

- › Includes 12 REDI-Sensors
- › Triggers, diagnoses, and reads 100% of OE and aftermarket passenger vehicle sensors
- › Relearn coverage for over 95% of domestic Asian and European passenger vehicles
- › 5 years of FREE updates
- › 3 year Warranty

**BUNDLE  
&  
SAVE**



REDI-Sensor™

## Autodiagnos™ TPMS D Tool BUNDLE

291000256010

- › Includes 24 REDI-Sensors
- › Triggers, diagnoses, and reads 100% of OE and aftermarket passenger vehicle sensors
- › Complete TPMS diagnostics - read and clear codes
- › OBD-II mode relearns sensors in under 2 minutes
- › Barcode scanner for VIN detection
- › 5 years of FREE updates
- › 3 year Warranty



REDI-Sensor™



# ALIGNMENT **WITHOUT LIMITS**

DIAGNOSTICS + DIGITAL INSPECTION + ALIGNMENT + ADAS CALIBRATION

AUTEL<sup>®</sup> MAXISYS<sup>™</sup>



**MAXIMIZE** **PROFITABILITY & EFFICIENCY**  
WITH A SINGLE SYSTEM & WORKFLOW

At the Cost of a Typical Alignment System

## 1 DIAGNOSTICS

All Systems and Module Health Check  
Including Steering and Suspension.



## 2 DIGITAL INSPECTION

Text or Email All Customized Reports  
Instantly to Your Customer.



## 3 ALIGNMENT

3D Wheel Alignment with Any  
Electronic Component Reset.



## 4 ADAS CALIBRATION

Step-by-Step Illustrated Instructions  
with Automatic Vehicle Height Tracking.



**RECOUP YOUR INVESTMENT IN AS LITTLE AS 30 DAYS** *CALCULATE YOUR REVENUE POTENTIAL*

\*Return on investment varies by service volume.



## AUTEL ACADEMY TECHNICAL TRAINING

Visit [autel.com/us/academy](http://autel.com/us/academy) and register today for hands on automotive diagnostic, repair, service, and ADAS instruction.

**AUTEL<sup>®</sup>**

AUTEL.COM | FOLLOW US @AUTELTOOLS

# TIRE REPAIR SOLUTIONS



## TIRE REPAIR CHEMICALS

Part Number	Description	Size	Case Qty
-------------	-------------	------	----------

### VULCANIZING CEMENT

For chemical or heat vulcanization

14-008	Vulcanizing Cement	8 oz. (236ml)	Flammable	24
14-032	Vulcanizing Cement	32 oz. (945ml)	Flammable	12

### RUBBER PREP/BUFFER

For removing dirt, debris and mold lubricants from the repair area prior to buffing

14-100	Rubber Prep	32 oz. (945ml)	Flammable	12
--------	-------------	----------------	-----------	----

### BEAD SEALER

For sealing small air leaks between the tire bead and the wheel

14-101	Bead Sealer (Standard)	32 oz. (945ml)	Flammable	12
--------	------------------------	----------------	-----------	----

### INNER LINER SEALER

For sealing small air leaks between the tire bead and the wheel

14-128A	Inner liner Sealer	16 oz. (472ml)	Flammable	12
---------	--------------------	----------------	-----------	----



## LEAD-WIRE COMBINATION UNITS

- For use in radial and bias ply tires
- Designed for chemical or heat vulcanization
- Patch portion has gray vulcanizing gum with blue poly backing
- Stem portion is dip coated or wrapped with premium vulcanizing gum



### LEAD-WIRE COMBINATION UNITS – WRAPPED STEM

Part Number	Description	Injury Size	Box Qty	Case Qty	Carbide
13-672	1 5/8" (42mm)	3/16" (4.5mm)	24	10	14-345
13-673	2 1/8" (55mm)	1/4" (6mm)	24	10	14-346
13-674	2 1/8" (55mm)	5/16" (8mm)	24	10	14-347

## UNIVERSAL REPAIR UNITS

Universal repair units follow industry recommended repair requirements for "patching the innerliner as part of a two-piece repair system. These repair units are rubber reinforced and ideal for puncture repair in tubeless radial and bias ply tires.

- Most popular universal repair designed for chemical vulcanization
- Black vulcanizing gum, blue poly backing

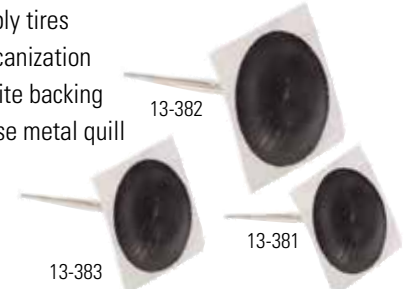


### USA-STYLE UNIVERSAL REPAIR UNITS

Part Number	Description	Size (inches)	Size (mm)	Box Qty	Case Qty
11-321	Small Round	1 5/8	41	30	24
11-322	Medium Round	2 1/4	57	25	24
11-323	Large Round	3 1/4	82	15	24

## UNIVERSAL QUILLED COMBINATION UNITS

- For use in radial and bias ply tires
- Designed for chemical vulcanization
- Black vulcanizing gum, white backing
- Equipped with quick-release metal quill for easy installation




### UNIVERSAL QUILLED COMBINATION UNITS

Part Number	Description	Injury Size	Box Qty	Case Qty
13-381	1 5/8" (42mm) Round	1/8" (3mm)	20	10
13-382	2 1/4" (57mm) Round	1/4" (6mm)	15	10
13-383	1 7/8" (47mm) Round	3/16" (4.5mm)	20	10

## UNIVERSAL STRING-TYPE INSERTS

Universal string-type inserts are an excellent emergency repair. Made of a butyl rubber, these inserts are very strong, allowing easy insertions through steel belted radials. Perfect for repairing lawn tractor, golf cart, ATV, and other off-road tires.

- Temporary repairs sealing by compression only
- For use in radial and bias ply tires



### FEATHER-EDGE TUBE REPAIR UNITS

Part Number	Description	Size (inches)	Size (mm)	Box Qty	Case Qty
12-361	Fat, Brown String	4	102	50	24
12-362	Fat, Brown String	4	102	50	24
12-370	Thin, Black String	4	102	50	24
12-391	Fat, Black String	4	102	50	24



# SMART SENSOR SOLUTION



ONE SENSOR **ONE** ONE SOLUTION



**Combines 314.9 MHz, 315 MHz & 433.92 MHz All in ONE Sensor**

- 99% Vehicle Application Coverage
- Reduces TPMS Service Time
- Manufactured & Tested to OE Specifications & Quality/Performance Standards
- Reduces Inventory
- Truly Universal/Programmable Sensor
- Supports Future Vehicle Applications & Auto-Locate Technologies (WAL, PAL, LocSync)



17-43042  
**UNIVERSAL SENSOR**  
with Aluminum Clamp-In Valve



17-43046  
Snap-In Valve



17-43049  
Clamp-In Valve



17-43041  
**UNIVERSAL SENSOR**  
with Rubber Snap-In Valve



17-43046  
Snap-In Valve



17-43047  
Gloss Black Valve



17-43048  
Matte Black Valve



17-43049  
Aluminum Valve



17-43050  
Polished Chrome Valve



17-43052  
Valve Adapter

## Multiple Replacement Valve Options Available



## Smart Sensor ELITE Programming & Diagnostic Tool

This revolutionary TPMS tool is an easy to use wireless programming and diagnostic tool all in one.

- Easy to follow icon based interface on a 3.5" color display
- Perform both stationary & OBD II relearns
- Comprehensive relearn procedures built-in the tool
- TPMS placard adjusting
- Read sensor IDs by OBD II & copy directly onto a Smart Sensor
- VIN Code Scanner – Fast & Accurate
- Updatable – Lifetime FREE Updates
- Simple Wi-Fi Updating

17-140



3.5" Color Display



Bluetooth®



Multilingual Screens & Support



17-144-2  
OBD II Module

17-144  
Smart Sensor Pro+  
Diagnostic/Programming Tool

- Easy to Learn and Use
- Best Value TPMS Solution on the Market
- Scan Sensors (Pro+ is a Diagnostic Tool)
- Copy/Clone the Original Sensor

- Program a Blank Smart Sensor in Seconds
- Complete OBD II Functionality
- Updateable - Lifetime FREE Updates



# LIFTS & HYDRAULICS

## JACK STANDS & BOTTLE JACKS

MODEL	PART #	TYPE	PRICE
2-TON	#3502	BOTTLE JACK	
3-TON	#3303A	JACK STAND	
4-TON	#3504	BOTTLE JACK	
6-TON	#3306A	JACK STAND	
6-TON	#3506	BOTTLE JACK	
6-TON WITH CASE	#3506C	BOTTLE JACK	
8-TON	#3508	BOTTLE JACK	
12-TON	#3312C	JACK STAND	
12-TON	#3512	BOTTLE JACK	
12-TON SHORT BODY	#3514	BOTTLE JACK	
20-TON	#3520	BOTTLE JACK	
20-TON	#5620SD	BOTTLE JACK	
20-TON SHORT BODY	#3522	BOTTLE JACK	
22-TON	#6422	JACK STAND	
30-TON	#3530	BOTTLE JACK	
50-TON WITH ONE- PC HANDLE	#3550	BOTTLE JACK	



#3303A & #3306A



#6422

#3512



### SUPER DUTY BOTTLE JACKS

- Super duty capacity ranging from 2 to 50-Ton
- Welded cylinder for maximum strength
- High grade steel construction
- Forged and welded base for extra durability
- Leak free operation

#5620SD



#55040

#54200

#55220A

TYPE	MODEL	PART #	PRICE
JACK STAND	4-TON	#55040	
JACK STAND	6-TON	#55060	
JACK STAND	22-TON	#55220A	
BOTTLE JACK	20-TON	#54200	

**2-TON JACK STAND**

#T-6902D

**3-TON JACK STAND**

#T-6903D

**6-TON JACK STAND**

#T-6906D

**DOUBLE PIN JACK STANDS**

- Sturdy stamped steel construction
- High quality cast ductile iron ratchet bar
- Height adjustment mechanism allows smooth upward movement while release handle locks into position
- Ideal for auto, truck service, farm, and shop use
- Meets or exceeds ANSI/PALD standards



#T-6902D



#T-6903D

**2 TON HYD. BOTTLE JACK**

#B-002D

**4 TON HYD. BOTTLE JACK**

#B-004D

**6 TON HYD. BOTTLE JACK**

#B-006D

**8 TON HYD. BOTTLE JACK**

#B-008D

**BOTTLE JACK**

- Sturdy stamped steel construction
- High quality cast ductile iron ratchet bar
- Height adjustment mechanism allows smooth upward movement while release handle locks into position
- Ideal for auto, truck service, farm, and shop use
- Meets or exceeds ANSI/PALD standards



#B-002D



#B-006D

**OMEGA LIFT JACK STANDS & BOTTLE JACKS****OMEGA LIFT**

#32225B



#10205W



#10025W

**22 TON HEAVY DUTY JACK STANDS #32225B****2 TON HYD. WELDED TYPE BOTTLE JACK #10025W****4 TON HYD. WELDED TYPE BOTTLE JACK #10045W****6 TON HYD. WELDED TYPE BOTTLE JACK #10065W****8 TON WELDED TYPE BOTTLE JACK #10085W****12 TON HYD. WELDED TYPE BOTTLE JACK #10125W**


<div>FLOOR JACK - 3.5T LIGHTNING</div> <div>#53350E</div> <div><ul style="list-style-type: none"><li>Lightning™ hydraulic lift system quickly raises the saddle in one pump to load and the vehicle to desired lift height</li><li>Heavy-Duty steel construction provides long-term strength and durability</li><li>Ball-bearing rear mounted swivel casters for easy maneuverability</li><li>Equipped with safety bypass valve to prevent overloading</li><li>2pc handle includes bumper pad for vehicle protection</li><li>Meets or exceeds 2019 ASME PASE Standards</li></ul></div> <div></div>	<div>FLOOR JACK - 3.5T LIGHTNING</div> <div>#53355</div> <div><ul style="list-style-type: none"><li>Lightning™ hydraulic lift system quickly raises the saddle in one pump to load and the vehicle to desired lift height</li><li>Ball-bearing rear mounted swivel casters for easy maneuverability</li><li>Equipped with safety bypass valve to prevent overloading</li><li>2pc handle includes bumper pad for vehicle protection</li><li>Meets or exceeds 2019 ASME PASE Standards</li></ul></div> <div></div>	<div>VIKING 22 TON AIR / HYD TRUCK AXLE JACK</div> <div>#56220A</div> <div><ul style="list-style-type: none"><li>Wide pyramid base design provides added stability</li><li>Welded foot pads resist sinking into soft ground and asphalt</li><li>Double-lock technology combines regular handle lock with an additional safety pin</li></ul></div> <div></div>
<div>SERVICE JACK -3.5T- LIGHTNING</div> <div>#352SD</div> <div><ul style="list-style-type: none"><li>Lightning™ hydraulic lift system quickly raises the saddle in one pump to load and the vehicle to desired lift height</li><li>Premium quality, seals, and O-rings provide extended jack life</li><li>Ball-bearing rear mounted swivel casters for easy maneuverability</li><li>Equipped with safety bypass valve to prevent overloading</li><li>Jack is equipped with a rubber saddle pad and foam handle bumper to protect the vehicle</li><li>Includes 2pc handle</li><li>Meets or exceeds 2019 ASME PASE Standards</li></ul></div> <div></div>	<div>SERVICE JACK - 4T - LIGHTNING</div> <div>#402SD</div> <div><ul style="list-style-type: none"><li>Lightning™ hydraulic lift system quickly raises the saddle in one pump to load and the vehicle to desired lift height</li><li>Heavy gauge steel frame with upper and lower flanges withstand twisting of the jack when under load</li><li>Jack is equipped with a rubber saddle pad and foam handle bumper to protect the vehicle</li><li>Meets or exceeds 2019 ASME PASE Standards</li><li>Ball-bearing rear mounted swivel casters for easy maneuverability</li><li>Equipped with safety bypass valve to prevent overloading</li><li>20.5" max lift height provides versatility needed to lift most cars, SUV's and pick-up trucks</li></ul></div> <div></div>	
<div>SERVICE JACK -3.5T LIGHTNING</div> <div>#352HD</div> <div><ul style="list-style-type: none"><li>20.5" max lift height provides versatility needed to lift most cars, SUV's and pick-up trucks</li><li>Heavy gauge steel frame with upper and lower flanges withstand twisting of the jack when under load</li><li>Jack is equipped with a rubber saddle pad and foam handle bumper to protect the vehicle</li><li>Ball-bearing rear mounted swivel casters for easy maneuverability</li><li>Equipped with safety bypass valve to prevent overloading</li><li>Meets or exceeds 2019 ASME PASE Standards</li></ul></div> <div></div>	<div>SERVICE JACK -2T- LIGHTNING</div> <div>#202LCJ</div> <div><ul style="list-style-type: none"><li>Lightning™ hydraulic lift system quickly raises the saddle in one pump to load and the vehicle to desired lift height</li><li>Equipped with safety bypass valve to prevent overloading</li><li>Ultra-low height at 2.9" is ideal for servicing sports cars and other low-rise vehicles</li><li>23.6" max lift height provides versatility needed to lift small SUV's and lightweight pick-up trucks</li><li>18" throw allows the jack to reach all lift points under a vehicle</li></ul></div> <div></div>	<div>SERVICE JACK -2T- LIGHTNING</div> <div>#202HD</div> <div><ul style="list-style-type: none"><li>Lightning™ hydraulic lift system quickly raises the saddle in one pump to load and the vehicle to desired lift height</li><li>Ball-bearing rear mounted swivel casters for easy maneuverability</li><li>Jack is equipped with a rubber saddle pad and foam handle bumper to protect the vehicle</li><li>Equipped with safety bypass valve to prevent overloading</li><li>Meets or exceeds 2019 ASME PASE Standards</li></ul></div> <div></div>
<div>500 LB. CLUTCH JACK</div> <div>#3700</div> <div><ul style="list-style-type: none"><li>Provides "one-man" operation for removal, installation, and transportation of heavy duty truck clutches</li><li>Includes two splined alignment shafts</li><li>Patented clutch head assembly</li></ul></div> <div></div>	<div>22-TON AIR / HYD AXLE JACK + 3PC EXT KIT</div> <div>#565F</div> <div><ul style="list-style-type: none"><li>Unique motor designed</li><li>Precision machined parts</li><li>Large wheels</li><li>External return springs</li></ul></div> <div></div>	<div>10-TON AIR LIFT JACK</div> <div>#3400A</div> <div><ul style="list-style-type: none"><li>10-ton capacity achieved at 200-PSI air supply</li><li>Low height 18" to high height with all extensions used 52"</li><li>Heavy-duty air valve offers accurate lift control</li><li>Removable "T" handle for easy storage</li><li>Extension tubes offer multiple lifting and locking positions</li><li>12" Lift travel</li></ul></div> <div></div>



## 20 TON TRUCK RAMPS (WIDE)

#3420ASD

- Large heavy duty wheels and long retractable handle allow easy movement across the shop floor
- Diamond plate surface is designed with weight in mind
- Features a rubber nonskid pad to prevent slippage
- Suitable for large truck tires up to 16" maximum width



## 10-TON AIR END LIFT

#3598

- Saddle arms reversible for low height loads
- 10-Ton capacity achieved at 200-PSI air supply



## 5 1/2-TON LONG-REACH AIR LIFT

#3596

- Performs lift at the front axle, frame, or bumper
- 5-1/2 ton capacity performed at 160 PSI
- Three-way heavy duty air valve for precision lifting



## 3-TON ALUMINIUM / HYBRID SERVICE JACK

#26033

- Capacity: 3 Tons
- Aluminum/Steel design combines lightweight and strength for longevity
- Side frame handles allow for easy carrying
- Extra wide wheels designed for stability under load stress
- Dual piston speedy lift lightweight service jack
- U-Joint assembly for precise load control
- Minimum Height: 3-3/4"
- Maximum Height: 18-1/2"
- Gross Weight: 68.3 lbs

OMEGA LIFT



## 3 TON HYD. ALUMINUM JACK W/ MAGIC LIFT

#26030

- Capacity: 3 Tons
- All aluminum structure provides strength and stability
- Side frame handles allow for easy carrying
- Extra wide wheels designed for stability under load stress
- U-Joint assembly for precise load control
- Minimum Height: 3.75"
- Maximum Height: 18.5"
- Saddle Diameter: 4.5"
- Jack Size: 27.75" x 13" x 6.25"
- Gross Weight: 63 LB

OMEGA LIFT



## 3.5-TON LOW PROFILE MAGIC LIFT SERVICE JACK

#29038

- Capacity: 3.5 Tons
- Minimum Height: 4"
- Maximum Height: 21"
- Gross Weight: 83.7 Lbs
- Low profile service jack
- Foam handle cover
- Dual fast action pump piston
- U-Joint assembly for precise load control

OMEGA LIFT



## 22 TON AIR RETURN AXLE JACK

#23226

- Air Return Control Valve
- 3.875" Extension Screw and 2 Saddle Adapters
- Internal By-Pass Mechanism
- Concealed Hose
- One Piece Handle Assembly with rubber grips
- High Quality and Durable Wheels
- Min.ht: 9.88" Max.ht: 21.75"
- U.S. patented built-in by-pass device protects hydraulic system from over pumping damage

OMEGA LIFT



## 3-1/2 TON FAST LIFT JACK

#B6350

- Capacity: 3.5 Tons
- Jack Size: 28 1/2" L x 13 3/4" W x 6 1/2" H
- Lifting Range: 5.5" - 22"
- Saddle Diameter: 4"
- US Patent # 5,946,912 & 6,199,379



## 2-TON LOW PROFILE FLOOR JACK

#F-767

- Extra Low Profile
- Lifting range 3 1/2"-14"
- Pro-Lift hydraulic floor jacks meet or exceed ANSI/PALD requirements
- Patented bypass device protects against overpumping for safe operation
- Built-in safety valve provides overload protection
- Heavy duty steel construction provides long term durability

Pro-Lift



## 1100 LBS LOW PROFILE HYD TRANS JACK

#T-1452

- Pro-lift transmission floor jack with 1100 lbs. capacity is designed to be used as an aid in the removal and installation of automotive and light truck transmissions, transfer cases and transaxles
- Adjustable head can be tilted forward, backward and side to side for optimum alignment of transmission bolt patterns and pins
- Hydraulic system is protected from internal damage by a patented by-pass mechanism, rugged steel wheels and full swivel ball bearing casters

Pro-Lift



## 1,000 LB AUTOMOTIVE TRANSMISSION JACK HIGH RISE

#485 80025 00 (MODEL ATJ-1000H)

- Made in USA
- Limited lifetime warranty
- Power Stage 1: Air
- Stage 2: Hydraulic



**MAHLE**

## 3-TON JACK SERVICE

#485 80022 00 (CSJ-3)

- USA Made
- Limited Lifetime Warranty
- 6,000 lb. Capacity



**MAHLE**

## 6-TON AIR ASSIST COMMERCIAL VEHICLE SERVICE JACKS

#485 80024 00, #485 80023 00 (MODEL CSJ-6A)

- American designed & manufactured
- A low start height combined with a high lift height accommodates a variety of vehicles
- Heavy duty steel frame design stands up to the most vigorous shop use
- Manual pump feature included
- Large front wheels & long-life heavy duty rear swivel casters



MODEL PRICE FINANCE

CSJ-6A

CSJ-10A



**MAHLE**

## 8 TON COMMERCIAL VEHICLE AIR LIFT

#485 80166 00 (CAL-4)

- Allows for safe lifting and support of drive axles
- Change all tires with a single jack movement
- Eliminates the need to go under the vehicle to place Jacks or support stands
- Downstops and pin increments every 3"
- Low starting height to clear low hanging suspension
- 100% air operation



**MAHLE**

## 1-TON FLOOR TRANSMISSION JACK

#HW93718

- Wishbone design allows unit more mobility
- Tubular steel frame
- 360° swivel casters
- Load restraint chain
- Designed for heavy duty transmissions



## 3,300 LB CAPACITY BATTERY LIFTING TABLE

#BT3300

- Scissor-style lifting
- Hydraulic cylinder
- Max reachable height 76.5"
- Easy maneuvering, thanks to pallet-jack style handle
- Extending, adjusting and tilting top plate
- Plugs in to any 120v outlet
- Power cord included
- Complies with ASME PASE-2019



**CL Challenger Lifts**



Training & installation not included

## TELESCOPIC TRANSMISSION JACKS

- Double pump hydraulic system delivers quick lift
- Powder coat paint provides scratch & corrosion resistance
- Chrome plated components reduce friction
- Adjustable saddle with corner brackets & safety chain

CAPACITY PART # PRICE FINANCE

1,100 LB MANUAL #3052

1,100 LB MANUAL #3052A

2,000 LB MANUAL #3102

2,000 LB MANUAL #3102A



## TRUCK TRANSMISSION JACKS

- Fully adjustable saddle with corner brackets and safety chain
- 24" handle pivots 360° around pump
- Industrial grade 3" casters
- Engineered with a safety overload bypass system



CAPACITY PART # FREIGHT PRICE FINANCE

1,000 LB #3171A NOT INCLUDED

2,000 LB #3172A NOT INCLUDED

3,000 LB #3179A INCLUDED

4,400 LB #3180A INCLUDED

### 3/4-TON UNDER HOIST JACK STAND

#3319A

- Wide pyramid base design provides added stability
- Welded foot pads resist sinking into soft ground and asphalt
- Double-lock technology combines regular handle lock with an additional safety pin



### 1,650 LB. UNDER HOIST STAND + FOOT PEDAL

#3320A

- Designed to support vehicle components
- Adjusts from 54.5" to 80.5"
- Includes foot operated pump for extra lift
- Bearing included for smooth operation
- 12" diameter base



### 20-TON TRAILER STABILIZING STAND

#3316

- Pin type post adjusts to four positions from 12" to 20"
- Extra-large 3"x5" saddle
- Stable 10" x 10" base
- Carrying handle for transport



### 6,000 LB. ENGINE CRANE

#3584

- Reinforced leg assemblies for added strength and durability
- Large 4.25" rear swivel casters and 6" fixed front wheels provide ease of mobility and positioning



## TIRE CARTS & WHEEL DOLLIES

### TRUCK WHEEL DOLLY

#3590A

- 300 lb. capacity
- Rugged tubular steel construction
- Handles wheels up to 24" diameter



Training & installation  
not included



### 300 LB TIRE CART, NON ADJUSTABLE MODEL

#92030

- 300 LB Tire Cart



Training & installation  
not included



### LARGE CAPACITY WHEEL DOLLY

#3591

- Easily handles newer design super wide tires
- 26" wide carriage handles tire diameter 36"-48"
- 450 lb capacity
- Heavy duty tubular steel construction
- Bent handle design improves leverage and greatly reduces user strain
- 14" rollers turn and pivot for accurate and efficient alignment of mounted truck tires with hub stubs



Training & installation  
not included



### 2,000 LB. HD 3-IN-1 CAR DOLLY SET

#47020

- Holds Vehicle By the wheel, pinch weld and frame
- No adapters required
- Integrated frame adapters
- Locking casters
- No tools required
- Adapter secured with pins
- Self-stacking
- Allows convenient storage
- Sold in pairs of two



### HEAVY-DUTY WHEEL DOLLY 1500 LB

#3577

- Fits tires with an outside dimension of 12" to 24"
- Six foot safety chain provide added security during transport
- 3 extra-large swivel casters for added mobility



Training & installation  
not included





AUTEL® MAXISYS™

# ULTRA THE BEST KEEPS GETTING BETTER



P/N: AULMSULTRA

The Ultra continues to be the most advanced diagnostic tablet in the industry, with ever-improving functionality and features.

## BEYOND AFTERMARKET

Access to OE software, repair data, and functions with Remote Expert, AsTech services, AutoAuth, and OE-server authentication capability

## REPAIR-DRIVEN DATA

Examine the latest Diagnostic and Repair information with code-related analysis, component location diagrams, code-linked TSBs, and Service Campaign info to improve repair efficiency

## EXPANDABLE SERVICE OPPORTUNITIES

Add ADAS Calibrations, EV Diagnostics & Battery Analysis to your shop\*

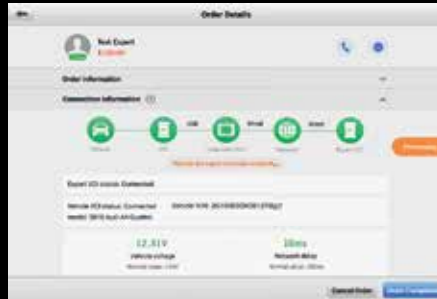
## CLOUD-BASED REPORT MANAGEMENT

Print and share customer scan reports

\*Additional software and hardware purchases necessary



TOPOLOGY



REMOTE EXPERT



EXTENSIVE VEHICLE COVERAGE

SCAN FOR  
MORE INFO



## AUTEL ULTRA DIAGNOSTICS ONLINE & IN-PERSON TRAINING

Watch Ultra Diagnostics training videos or register for a comprehensive 2-Day course with classroom and hands-on training.



### AUTEL ACADEMY TECHNICAL TRAINING

Visit [autel.com/us/academy](http://autel.com/us/academy) and register today for hands on automotive diagnostic, repair, service, and ADAS instruction.

**AUTEL®**

AUTEL.COM | FOLLOW US @AUTELTOOLS

# BRAKE SERVICE

## BRAKE LATHE BITS (AMMCO)

#062-10

- For Models: 1000, 1001, 3000, 4000, 4100, 7000, 7700
- Cutting edges: 6 (12 by cross-indexing)
- 10 Per package



## BRAKE LATHE BITS (ACCU-TURN)

#060-10

- For Models: 7700, 8901, 8922, 8944, 8989, 8991, 8893, & 8922L
- Cutting edges: 3 (6 by cross-indexing)
- 10 Per package



## SILENCER B&S (AMMCO STYLE 6920) VENTILATED

#69

- For small & large rotors
- Adjustable b&s has material finish on natural rubber
- 9" Diameter 32" x 1/2"



## SILENCER B&S (AMMCO STYLE 5280) DRUM

#80B

- Natural rubber with riveted buckle
- 6' x 1-3/4" x 1/8"



## SHOPPRO LOCKNUT SOCKET KIT

- Black Armor Coating™ protects sockets against rust and corrosion for increased product longevity
- 10-year warranty
- 3/4" square drive for manual tools
- High strength steel



MAHLE

MODEL	PART #	PRICE
6 PT	485 80127 00	
8 PT	485 80128 00	

## BFX-20 UNIT BFX-20 BRAKE FLUID EXCHANGE WITH ADAPTER

#425 80014 00

- Suitable for ABS, ESP, EDS, and SBC
- Automatic switch-off on empty container
- Pressure-less decoupling from vehicle
- One-man operation via mobile device is possible
- Adapters included



MAHLE

## COMMERCIAL DISK BRAKE DOLLY

#485 80152 00 (CBD-200)

- Handles both calipers and rotors
- Tool tray to hold tools and hardware
- Includes rotor adapter and 3 caliper adapters
- Handles and 4 swivel casters for maneuverability
- Made in the U.S.A.
- Available adapter for commercial brake drums



MAHLE

## BRAKE DRUM HANDLER

#3595A

- Efficiently installs, removes, and transports 15" to 16.5" brake drums
- Adjustable brackets secure inboard and outboard drums with disc wheel hubs
- Height adjustable rotary handle
- Removable rotating handle



## BRAKE LATHE

#RL8500

- Disc/Drum/Flywheel
- Variable Feed
- 2 Speed
- Positive Rake Cutting
- Cone Kit to 4"
- 6.7/8" Spindle Travel
- Bench & Backboard

\*BENDPAK FUEL SURCHARGES & DAS FEES MAY APPLY VISIT DAS.BENDPAK.COM FOR MORE INFORMATION.



Ranger



## BRAKE LATHE

#RL8500XLT

- Disc/Drum/Flywheel
- Variable Feed
- 3 Speed
- Positive Rake Cutting
- Cone Kit to 6 1/4"
- 9.7/8" Spindle Travel
- Bench & Backboard

\*BENDPAK FUEL SURCHARGES & DAS FEES MAY APPLY VISIT DAS.BENDPAK.COM FOR MORE INFORMATION.



Ranger



# AIR CONDITIONING

## AC SERVICE SYSTEMS

**MAHLE**



ACX2150

### MAHLE AC SERVICE MACHINES

#### **ARTICPRO® ACX2150 #460 80445 00**

ARTICPRO® ACX2150 - MID-RANGE R134A AC SERVICE SYSTEM, AUTOMATIC A/C SERVICE, 1 YEAR LABOR & 2-YEAR PARTS WARRANTY

#### **ARTICPRO® ACX2180 / ACX2180H #460 80447 00, #460 80448 00**

ARTICPRO® ACX2180 - HIGH PERFORMANCE R134A AC SERVICE SYSTEM, AUTOMATIC A/C SERVICE, 1 YEAR LABOR & 2-YEAR PARTS WARRANTY, AVAILABLE IN HYBRID CERTIFIED

#### **ARTICPRO® ACX2250 #460 80446 00**

ARTICPRO® ACX2250 - MID-RANGE R1234YF AC SERVICE SYSTEM, AUTOMATIC A/C SERVICE, 1 YEAR LABOR & 2-YEAR PARTS WARRANTY

#### **ARTICPRO® ACX2280 #460 80449 00**

ARTICPRO® ACX2280 - HIGH PERFORMANCE R1234YF AC SERVICE SYSTEM, AUTOMATIC A/C SERVICE, 1 YEAR LABOR & 2-YEAR PARTS WARRANTY

## CPS AC SERVICE MACHINES

#### **MAXXAIR R1234YF REFRIGERANT MANAGEMENT SYSTEM #MX1234**

FULLY AUTOMATIC REFRIGERANT MANAGEMENT CENTER FOR R1234YF, PATENTED MOTOR CONTROLLED BALL VALVES, INCLUDES REFRIGERANT IDENTIFIER, PATENTED OILLESS COMPRESSOR REQUIRES LESS MAINTENANCE, WARRANTY: 1 YEAR LABOR/2 YEARS PARTS/3 YEARS COMPRESSOR

#### **MAXXAIR R134A REFRIGERANT MANAGEMENT SYSTEM #MX134**

FULLY AUTOMATIC REFRIGERANT MANAGEMENT CENTER FOR R134A, PATENTED MOTOR CONTROLLED BALL VALVES, 10' SERVICE HOSES, PATENTED OILLESS COMPRESSOR REQUIRES LESS MAINTENANCE, WARRANTY: 1 YEAR LABOR/2 YEARS PARTS/3 YEARS COMPRESSOR

#### **MAXXAIR R134A/R1234YF DUAL REFRIGERANT MANAGEMENT SYSTEM #MX3030**

FULLY AUTOMATIC REFRIGERANT MANAGEMENT CENTER FOR R134A AND R1234YF, PATENTED MOTOR CONTROLLED BALL VALVES, INCLUDES REFRIGERANT IDENTIFIER AND CONVERTS IN TEN MINUTES, PATENTED OILLESS COMPRESSOR REQUIRES LESS MAINTENANCE, WARRANTY: 1 YEAR LABOR/2 YEARS PARTS/3 YEARS COMPRESSOR



**cps**



#MX134

### ROBINAIR AC SERVICE MACHINES

**ROBINAIR**



#34998



#### **R-134A #34998**

TOUCH SCREEN (10"), ANALOG GAUGES, 1.5 CFM VACUUM PUMP, 30 LB TANK, OIL INJECTOR X 2, DYE INJECTOR, WIFI, CLOUD PRINTING, 1 YR WARRANTY - FULLY AUTOMATIC

#### **R-134A #34288NI**

DIGITAL DISPLAY, ANALOG GAUGES, 1.5 CFM VACUUM PUMP, 11 LB TANK, 1 YR WARRANTY - SEMI AUTOMATIC

#### **R-134A #34788NI, #34788NI-H**

DIGITAL DISPLAY, ANALOG GAUGES, 1.5 CFM VACUUM PUMP, 30 LB TANK, OIL INJECTOR, 1 YR WARRANTY - FULLY AUTOMATIC, AVAILABLE IN STANDARD & HYBRID

#### **R-134A #34988NI**

DIGITAL DISPLAY, ANALOG GAUGES, 1.5 CFM VACUUM PUMP, 30 LB TANK, OIL INJECTOR X 2, DYE INJECTOR, PRINTER, 1 YR WARRANTY - FULLY AUTOMATIC

#### **R-1234YF #AC1234-4, # AC1234-6, #AC1234-6**

A/C MACHINE, R1234YF, MONITOR (4.30"), ANALOG GAUGES, 1.5 CFM VACUUM PUMP, 30 LB TANK, REFRIGERANT IDENTIFIER, 1 YR WARRANTY - FULLY AUTOMATIC - STANDARD & HYBRID



**STANDARD VALVE  
CORE REMOVAL  
TOOL**
**#5811267**

- R134a valve core removal tool for standard, GM large bore, M8, M10, and JRA valve cores
- Heavy duty knurled body


**GM COMPRESSOR  
SWITCH PULLER  
TOOL**
**#5811490**

- Can be used on most GM style A/C compressors to easily remove original high pressure switch without damage


**ORIFICE TUBE  
REMOVAL /  
INSTALLATION TOOL**
**#5811289**

- For GM/Ford
- Can be used to remove orifice tube on GM CCOT and Ford FOTCC A/C systems with evaporator inlet orifice tube


**ECV COMPRESSOR  
DIAGNOSTIC  
SCANNER KIT**
**#5811746**

- Carrying case with drop resistant padding
- Hand held scan tool with digital display
- Power leads and wire harness
- 16 Male end connectors
- 13 Female end connectors


**RECYCLING  
FILTER-DRIERS**
**#34724**

- Spin-On
- Must Change Every 150 lbs. on 34788


**ROBINAIR.**
**DUST COVER FOR  
A/C RRR MACHINES**
**#17499**

- Fits AC1234-4, AC1234-4-230, AC1234-6, AC1234-9, 34288NI, 34288NI-230, 34788NI, 34788NI-230, 34788NI-H, 34988NI, 34988NI-230 models


**ROBINAIR.**
**R1234YF SYRINGE  
TYPE OIL INJECTORS**
**#18470**

- POE Label
- Dielectric Oil for Hybrids


**#18460 & #18465**

- Sniffer Style, Mechanical Pump
- Uses AA Batteries
- 2 Year Warranty


**ROBINAIR.**
**RADIATOR  
PRESSURE TESTER**
**#5811744**

- Hand pump with color coded pressure gauge, quick decoupler, and pressure release valve
- 15 Components (adapters and seats) covering 28 popular vehicle makes
- Universal adjustable seats for Europeans and Japanese vehicles with protective coating to prevent oxidation


**A/C REFRIGERANT  
IDENTIFIER,  
O2 SENSOR**
**#16916**

- Replacement filter for: AC1234-4, AC1234-4SL, AC1234-4-230, AC1234-6, AC1234-9
- 16990/16995 Refrigerant identifier


**ROBINAIR.**
**ECONOMY  
REFRIGERANT  
LEAK DETECTOR**
**#LD3**

- Sniffer Style
- Mechanical Pump
- Uses AA Batteries
- 2 Year Warranty
- Works with 134A & 1234YF


**ROBINAIR.**
**SELECT  
REFRIGERANT  
LEAK DETECTOR**
**#LD5**

- Mechanical Pump
- Uses AA Batteries
- Color LCD Display
- UV Light
- 2 Year Warranty
- Works with 134A & 1234YF


**ROBINAIR.**
**TEMPERATURE  
TOOL**
**#5811585**

- Gives accurate temperature readings
- Helps in the diagnosis of condensers, evaporators & heaters



**NEW**



# X-431 TORQUE AUTOHD PRO

## FEATURES:

- Integrated with new powerful hardware X-431 Torque Link tablet, maximizing the ability to faster diagnosis.
- OE-level U.S. vehicle coverage as well as Asian, European coverage from 1996 and newer.
- Read and erase DTCs of light, medium and heavy-duty vehicles (Class 4 through 8).
- Wireless and wired communications via Bluetooth and USB
- Works on various systems, including Engine, Transmissions, ABS and Auxiliary from manufacturers such as Wabco, Bendix, and Allison.
- Support Cummins, Detroit, Freightliner, Fuso, Hino, International, Isuzu, KW, Peterbilt, Sterling and Volvo.
- Multilingual menu and date display: English, Spanish and French.

X-431 TORQUE AUTOHD PRO ERP CODE: 301190908

## SPECIFICATIONS:

- Operation System: Android 10.0
- Processor: 2.0GHz 4-core
- RAM: 4G
- Storage: 128G
- Screen: 10.1-inch 1280\*800
- Camera: Front 5 MP + Rear 8 MP
- Battery: 47880mWh(7.6 V, 6300mAh)
- Connectivity: Wi-Fi 2.4GHz/5GHz (dual frequency)
- Interface: Type A \*1 & Type C\*1
- Working temperature: 0 to 50°C
- Size: 274\*190.5\*40.5mm

## All Bases Covered





# DIAGNOSTICS

## AUTEL DIAGNOSTICS & ADAS

### MAXIIM KEY PROGRAMMING TABLET

#### #IM508S

- 7" Touchscreen Android Tablet
- Powerful Key Programming & IMMO Functionality
- All Systems Vehicle Diagnostics
- Comprehensive Service Menu
- Includes the XP200 Key & Chip Programming

**AUTEL**



### MAXISYS MS906PRO-TS DIAGNOSTIC TABLET

#### #MS906PROTS

- Advanced diagnostic tablet compatible with U.S., Asian and European vehicle, 1996+
- Complete TPMS servicing: Activate/read all known sensors, diagnose system, program 1-Sensor, relearn sensors
- 8-inch Wireless Touchscreen tablet with embedded antenna, Bluetooth-enabled MaxiSYS VCI200
- Bi-directional control capability including Active test/Performs coding and adaptations

**AUTEL**



### MAXISYS MS906PRO DIAGNOSTIC TABLET

#### #MS906PRO

- The IM508S is an Android-based touchscreen diagnostic, service and key programming tablet.
- 7-inch Wi-Fi tablet includes the XP200 key programmer, offers immobilizer and key programming capability for most U.S. and Asian vehicles.
- Use to program Autel's line of IKeys.
- All-systems code reader and service tool, offers powerful



**AUTEL**

### MAXIIM IM608PROIIPKA KEY PROGRAMMING TABLET BUNDLE

#### #IM608PROIIPKA

- A comprehensive key and immobilizer programming package of the MaxiIM608PROIIP 10.1-inch Android touchscreen tablet, XP400Pro key and chip programmer, the wireless JVC J2534 pass thru programming device and the Key Programming Adapter kit.
- The IM608PROIIP enables key learning directly through the OBDII port for 85 percent of vehicles in North America.



**AUTEL**

### MAXISYS MSULTRA EV

#### #MSULTRA EV

- Large 12.9" Touchscreen (2732 x 2048), Android 7.0
- 2.3GHz + 1.7GHz Octa-core Processor, 256G Memory
- Advanced VCMI 5-In-1 Device: VCI, Oscilloscope, Multimeter, Waveform Generator, CAN BUS Check
- Split Screen Multi-Application Function, Topology Module Mapping (on supported vehicles)
- Relevant Cases: DTC Troubleshooting, Repair Tips



**AUTEL**

### MAXISYS DIAGNOSTIC TABLET

#### #MS919

- 9.7" Touchscreen (1536 x 2048), Android 7.0, 2.3GHz+1.7GHz Octa-core Processor, 128GB Memory
- Advanced VCMI 5-In-1 Device
- Topology Module Mapping
- Bluetooth VCI Mini for easier OBDII port connection
- Android 4.4, Hexa-core Processor, 64 GB Memory
- Flint Lighter, T-Grade Hose, Cutting Tip #0



**AUTEL**

### MAXISYS DIAGNOSTIC TABLET

#### #MS909

- 9.7" Touchscreen (1536 x 2048), Android 7.0
- 2.3GHz+1.7GHz Octa-core Processor, 128GB Memory
- New VCI Protocols: D-PDU, DoIP/ CAN FD, Mega CAN
- Topology Module Mapping: Color Coded All System Status Screen (on supported vehicles)
- Relevant Cases: DTC Troubleshooting, Repair Tips



**AUTEL**

### MAXISYS COMPLETE COMMERCIAL VEHICLE DIAGNOSTICS

#### #MS909CV

- Wide pyramid base design provides added stability
- Welded foot pads resist sinking into soft ground/ asphalt
- Double-lock technology combines regular handle lock with an additional safety pin



**AUTEL**



**MAXISYS MS909EV****#MS909EV**

- Wide pyramid base design provides added stability
- Welded foot pads resist sinking into soft ground/asphalt
- Double-lock technology combines regular handle lock with an additional safety pin

**AUTEL****MAXISYS ADVANCED DIAGNOSTIC TABLET****#MSULTRA**

- Large 12.9" Touchscreen (2732 x 2048), Android 7.0
- 2.3GHz + 1.7GHz Octa-core Processor, 256G Memory Advanced VCI 5-In-1 Device: VCI, Oscilloscope, Multimeter, Waveform Generator, CAN BUS Check
- Split Screen Multi-Application Function, Topology Module Mapping (on supported vehicles)
- Relevant Cases: DTC Troubleshooting, Repair Tips

**AUTEL** **MAXISYS EV DIAGNOSTICS UPGRADE KIT****#EVDIAGKIT**

- Includes EVDiag Box, Adapters for BMW, Tesla, VW, and Breakout Leads
- Compatible with Ultra series products to perform Battery Pack diagnostics
- State of Charge and State of Health analysis for true battery condition
- Includes Carrying Case

**AUTEL****AUTOLINK ENGINE CODE READER****#AL329**

- Covers Domestic, Asian & European Vehicles (1996+)
- Read/ Erase Engine DTCs
- One-Touch I/M Readiness, LED Indicator
- Display Live & Freeze Frame Data
- FREE Lifetime Software (lifetime of tool) & 1Year Warranty

**AUTEL****MAXITPMS TS900****#TS900**

- COMPLETE TPMS SOLUTION-Activate, Read, and Relearn all known TPMS sensors
- "Program AUTEL MX-Sensors to replace 99% of TPMS sensors on the vehicles on the road today"
- Industry-leading Relearn-by-OBD vehicle coverage
- Single Screen TPMS Health Report

**AUTEL****AUTEL MAXIVIDEO MV****#MV480**

- High resolution images and videos (1920 x 1080)
- Dual front and side cameras for wider viewing angle
- 4.1-inch full color LCD display (1200 x 720)

**AUTEL****MAXICHECK MX900 8" ALL SYSTEMS SERVICE TABLET****#MX900**

- Extensive vehicle coverage for U.S., Asian, and European vehicle makes
- Read/Erase Codes, View/Graph Live Data
- Performs Active Tests and Special Functions
- Smart AutoVIN technology for identifying vehicles easily
- Supports DoIP and CAN FD protocols
- Performs Pre & Post Scan
- Supports all OBDII protocols and 10 test modes

**AUTEL****KEY PROGRAMMING TABLET****#KM100**

- Includes 2 programmable keys
- Advanced key and immobilizer touchscreen tablet
- Smart key creation and IMMO learning via OBD
- 5.5-inch Android touchscreen tablet with Bluetooth VCI
- 33 key fob selection available online

**AUTEL****AUTOLINK 4 SYSTEM CODE READER****#AL629**

- Advanced diagnostic tablet compatible with U.S., Asian and European vehicle, 1996+
- Octa-Core Processor / 128 GB memory / 4 GB RAM
- Performs all system scan with ADAS identification / Customizable Pre & Post scans
- Read/Erase Codes, View Freeze Frame and Live Data
- Welding Tip #0 Check Valves

**AUTEL****MAXISYS IA800 INTELLIGENT ADAS OPTICAL POSITIONING SYSTEM****#IA800**

- Includes 6 hi-res cameras, wheel clamps, targets, & power supply
- Do away with mechanical measurements
- Significantly reduce setup time and increase positioning accuracy
- Ideal for collision repair, glass replacement, and repair shops
- ATA1DAY or ATA2DAY training cards available for purchase

**AUTEL****MAXISYS ADAS CALIBRATION MA600 LDW 2.0 PACKAGE****#MA60020**

- Perform Vehicle LDW Camera Calibrations
- Collapsible Aluminum Calibration Frame
- Includes 2-Line Centering and 5-Line Alignment Lasers
- ATA1DAY or ATA2DAY training cards available for purchase

**AUTEL****MAXISYS ADAS CALIBRATION ALL SYSTEMS 2.0 PACKAGE****#MAS20**

- Includes: MA600 Frame, targets, patterns and components for system calibrations
- Includes ADAS software upgrade
- Compatible with Maxisys Tablet (not included)
- One Year Limited Warranty
- ATA1DAY or ATA2DAY training cards available for purchase

**AUTEL**

## IA900WA WHEEL ALIGNMENT & ALL SYSTEMS ADAS CALIBRATION WITH MSULTRAADAS TABLET PACKAGE

#IA900AST

- Alignment coverage for U.S., Asian and European vehicles, 1996 and newer.
- Six high-resolution positioning and tracking cameras in frame automatically monitor vehicle height on shop lift.
- Includes four wheel clamps with camera targets, steering wheel lock and wheel chocks.
- One-year limited warranty.
- ATA1DAY or ATA2DAY training cards available for purchase

**AUTEL**



## MAXISYS ADAS IA900WA WITH LDW TARGETS AND MSULTRAADAS TABLET

#IA900LDWT

- Includes the MaxiSYS IA900WA Wheel Alignment and ADAS calibration frame that enables the performance of four-wheel alignment and ADAS component calibration
- Includes Lane Departure Warning targets and boards for ADAS camera calibrations and the ULTRAADAS tablet with preloaded Alignment and ADAS software.
- One-year limited warranty
- ATA1DAY or ATA2DAY training cards available for purchase

**AUTEL**



## MAXISYS ADAS IA900WA ALIGNMENT FRAME WITH MSULTRAADAS TABLET

#IA900WAT

- Software includes illustrated alignment instructions, live readings, required tools, and adjustment locations display on included 24" touchscreen screen. Display and ULTRAADAS can cast to and from each other.
- Robotic frame movement for efficient use and alignment reading accuracy to 0.02 degrees for precise alignments.
- One-year limited warranty.
- ATA1DAY or ATA2DAY training cards available for purchase

**AUTEL**




## MAXISYS ADAS CALIBRATION ALL SYSTEMS 2.0 PACKAGE

#AS20

- Includes ADAS Software Upgrade & DIGITALADAS add-on
- LDW Patterns / Targets for Alpha Romeo, Honda, VW, Mercedes, Hyundai / Kia, Nissan, Infiniti, Mazda, Mitsubishi, Mazda, Subaru, Toyota / Lexus
- One-year limited warranty

**AUTEL**



## AUTEL ADAS BAY MAX 14K LIFT

#AULS14ALORIT

- Flush-mounted Hydraulic Alignment Scissor Lift with recessed rolling Jacking Beams and Table Riser
- Unique design that enables Mechanical Repair, Wheel Alignment, and 360 ADAS Calibration within a single bay space
- 2 Configurations Available: 14K Lift with two 7K capacity Jacking Beams, and 12K Lift with two 6K capacity Jacking Beams
- Stainless Steel Front Radius Plates and Rear Slip Plates
- Front and Rear-opening Runways with Flip Down Wheel Stops
- 26"-wide space saving Runways
- Built-in Runway Air Tire inflation Kit at each wheel
- Auto shut off shatterproof LED Lighting Kits
- Enclosed Console Control Power Unit
- ATA1DAY or ATA2DAY training cards available for purchase



## AUTEL ALIGNMENT 14K SCISSOR LIFT

#AULS14ALORI

- Flush-mounted Hydraulic Alignment Scissor Lift
- 2 Configurations Available: 14K Lift with two 7K capacity Jacking Beams, and 12K Lift with two 6K capacity Jacking Beams
- Stainless Steel Front Radius Plates and Rear Slip Plates
- Front and Rear-opening Runways with Flip Down Wheel Stops
- 26"-wide space saving Runways
- Built-in Runway Air Tire inflation Kit at each wheel
- Auto shut off shatterproof LED Lighting Kits
- Enclosed Console Control Power Unit
- Premium Double Baked Powder Coating Finish and Industrial-grade Rust Proofing
- 100% North American made and ALI Certified (AULS12ALORI, AULS14ALORI)
- ATA1DAY or ATA2DAY training cards available for purchase



## LEAK TESTERS

### READYSMOKE™ LEAK TESTER

#95-0400

- Includes flow meter
- Flow control valve & leak down gauge
- Fluid & accessories



**REDLINE**  
DETECTION  
www.redlinedetection.com



### SMOKE PRO® TOTAL TECH® LEAK TESTER

#95-0003C

- Includes flow meter
- Flow control valve & leak down gauge



**REDLINE**  
DETECTION  
www.redlinedetection.com



**VSP-800 2.7INCH VIDEO SCOPE**

**#307110018**

- View, record, and save images and videos.
- 2.7" TFT display for convenience in real-time viewing.
- Optimum Camera Focal Distance: 30-80mm.



**VSP-600 USB VIDEO SCOPE**

**#307110051**

- Works with Launch Pad, PAD II, MacTools ETX431 Pad & ETX431 TAB10 & Matco MDMax & MAX 2.0
- Now with side view angle mirrors (35/45/60 degrees)
- View & record video in full VGA resolution @ 30 frames per second
- Take snapshots and save images right to your Launch scan tool



**LAUNCH**

**VSP-808 4.3 INCH VIDEO SCOPE**

**#307110019**

- View, record, and save images
- 4.3" TFT HD display enables instant HD viewing
- Built-in memory can save 30 pictures
- Megapixel HD camera & 6 adjustable LED lights.
- Lens tube at 1 meter (abrasion/folding resistant)



**LAUNCH**

**LAUNCH MILLENNIUM MASTER**

**#301050455**

- 5" color Touch Screen and thumb Pad Navigation"
- Based on Android™ OS
- WIFI automatic updates-No more USB Cable to Laptop
- Full Coverage-Domestic, Asia, European Vehicles (1996 and newer OBDII)
- Support Auto VIN Detection and connection



**LAUNCH**

**J-BOX 3 REFLASH MODULE**

**#301020526**

- Compatible with both SAE J2534-1 and J2534-2 reprogramming standards
- Improved future compatibility for ALL makes & models
- VW specific protocols and additional pin switching
- BMW Proprietary 20 Pin adapter included
- Free Dedicated Expert J2534 call in support: Phone 1-877-888-2534 Drew Tech



**LAUNCH**

**ROXIE-W**

**#301050450**

- Artificial Intelligence: Applying the latest VIN ID technology, it can automatically read the vehicle information, such as make, model/year.
- Plug and Play: The device can perform inspection with the ignition key on ON status or engine on status, just simply plug the device in the OBDII diagnostic socket on the vehicle.
- Screen: 5" touch screen



**LAUNCH**

**X-431 IMMO PAD**

**#321192212**

- Supports dual Wi-Fi communication, wireless programming, standards such as J2534/ RP1210/D-PDU, and protocols such as Do-IP/CAN FD, and has the characteristics of wide vehicle coverage, strong diagnostic functions, and accurate test data.
- Immobilizer Programming



**LAUNCH**

**X-431 IMMO PRO**

**#321193202**

- EEPROM reading/writing, car MCU reading/writing, Mercedes-Benz infrared key reading/writing, BMW engine INS reading, and BMW CAS4+FEM chip reading/writing.
- Suitable for professional users in the automotive electronics industry or repair shops to read and write car key chip data



**LAUNCH**

**MILLENNIUM 60**

**#301050342**

- Read DTCs, Clear DTCs, Read pending DTCs and Read permanent DTCs
- Read dynamic data streams and MIL
- Read readiness status
- O2 sensor test
- On-board monitor test
- 2 color graphs



**LAUNCH**

**MILLENNIUM 30**

**#301050425**

- Read & Erase DTCs
- Freeze frame data
- Monitor OBDII I/M Readiness
- DTC lookup
- O2 Sensor & EVAP System tests
- Support OBD II & CAN Protocols



**LAUNCH**

**MILLENNIUM MAX**

**#301050707**

- Support system-wide basic function diagnosis for more than 70 overseas mainstream models
- Support automatic VIN identification to match models
- Support OBD full function
- Support automatic generation of diagnostic report and upload
- Support 29 special functions



**LAUNCH**



**S2-2 SENSOR BOX****#301180847**

- ECU Troubleshooting and Diagnostics
- It supports manual write the waveform data
- Simulate working condition of sensors without replacing parts
- Be used as Multimeter to measure resistance, voltage AC/DC, capacitance, frequency and pulse signals, etc
- Simulate some special working condition of sensors without replacing parts

**LAUNCH****CNC 605A****#703010040**

- Powerful Ultrasonic Cleaning
- Uniformity and Spray Ability Test
- Simulation Condition Test
- Injection Volume Test
- Sealing Test
- Suitable for the Multiple Fuel Injector (GDI, EFI, SFI)

**LAUNCH****XPROG 3****#706020007**

- Anti-Theft Type Identification
- Remote control matching
- Key Chip Read and Write
- MCU Read and Write
- EEPROM Read and Write
- Key Simulator
- Supported Brands VW, Audi, Skoda, SEAT, BMW, Mercedes-Benz, Toyota

**LAUNCH****O2-2 SCOPEBOX****#301180894**

- ECU troubleshooting and Diagnostics
- Features the ability to record and playback high-resolution waveform data for future analysis. One key enable function allows the users to capture a particular waveform which makes the process 70% more efficient as compared to other scopes.
- Access to 23 variants of automatic measurements that are displayed on one screen for an easy switch
- Ability to input names and characters directly by clicking on the virtual keyboard

**LAUNCH****EM 101N (2 CHANNEL SCOPEBOX)****#301180889**

- New UI Design with Three Display Modes
- Wireless / Wire connection with X-431 diagnostic tool
- Works with X-431 diagnostic tool
- Needle Sets, Multimeter Pens, Alligator, Clips and Oscilloscope Channel Test Leads included
- Automatic measurements include Peak-to-peak value, Average value, Maximum value, Minimum value, Top value, Bottom value, Frequency, Period, etc

**LAUNCH****ES200 EV INSULATION RESISTANCE TESTER****#301181047**

- The ES200 is capable of measuring insulation resistance, in addition to increasing the voltage measurement function.
- To measure the accuracy of the standard resistance, the comparison measurement mode enables the measured resistance value to be compared with the standard resistance.
- Three measurement modes: timing measurement, comparison measurement, continuous measurement, and omnidirectional measurement.

**LAUNCH****EV & BATTERY PACK DIAGNOSIS ADD-ON KIT (US)****#301181133**

- Supports various battery pack diagnostic methods including non-standard battery pack connector, jumper cables and 16 PIN OBO.
- Quick reading for battery pack information, such as number of battery pack modules, SOC, SOH, temperature, single cell's voltage and temperature of each module, etc., which will help technician to know about the battery status.
- Battery pack data streaming helps to locate issues accurately and improve repairing efficiency.
- Battery pack diagnostic report can be printed and shared via email.
- Various Vehicle & Battery Coverage

**LAUNCH****ELT500 EV BATTERY PACK AIRTIGHTNESS TESTER****#307010262**

- The 7-inch LCD touch screen and the intuitive menu allows for a seamless usability experience
- High-sensitivity pressure sensing ensures test accuracy and stability.
- During the testing process the progress of each stage is displayed
- Real-time display of pressure dial and the process pressure curve.
- Preset test parameters for standard parts allow for usability and convenience.

**LAUNCH****ELP400 EV BATTERY PACK MODULE CHARGING AND DISCHARGING DEVICE****#307010261**

- The 7-inch LCD touch screen and the intuitive menu allows for a seamless usability
- Services lithium battery packs by testing various voltage levels.
- Ability to test all lithium battery packs testing with various voltage levels.
- Supports an Intelligent equalizing function and the ability to equalize maintenance parameters
- Adopts wave width modulation technology, high efficiency, high power factor, low noise, low electromagnetic interference.
- Supports multiple protection measures/ alarm settings of voltage, current, temperature abnormal to protect the battery by balancing
- Supports the safety protection functions such as overvoltage, undervoltage, overcurrent, output short circuit, anti-reverse protection and protecting against overheating.

**LAUNCH****ELA320 INTELLIGENT DIGITAL POWER SUPPLY****#307010263**

- It is suitable for the maintenance of new energy vehicles and fuel vehicles, and is used for maintenance testing of electrical components.
- The high-voltage module and low-voltage modules can be managed, maintained and monitored separately. The power output is protected separately and the high-voltage and low-voltage outputs will not interfere with each other.
- It has separate protection for input circuit, high-voltage output circuit and low-voltage output circuit, which can detect faults such as undervoltage, overvoltage, overcurrent and short circuit etc.
- Supports protection alarm for faults such as polarity reverse connection, current limiting, short circuit overcurrent, overtemperature, overvoltage and undervoltage etc.

**LAUNCH**

## X-431 TORQUE LINK

#321195101

- Smartlink diagnostic connector supports CANFD\DOIP diagnostic protocol
- 4GB RAM+128GB ROM large storage, and is equipped with a high-endurance battery
- Wide coverage of vehicle models, strong diagnostic function, and the diagnostic functions of DTC, Data stream, Actuation test and more of this product have reached the original factory level
- Intelligent diagnostic functions, VIN automatically recognizes vehicle information



**LAUNCH**

## X-431 THROTTLE III

#301180833

- OE-level U.S. vehicle coverage as well as Asian, European coverage from 1996 and newer
- RSmartlink allows for rapid diagnostics of light, medium and heavy-duty vehicles
- QC quick charge technology (Battery Charges Fully in 2.5 to 3 hours)
- Optional ADAS calibration application to calibrate LDW, RCW, AVM, NV, BSD and ACC system accurately.



**LAUNCH**

## X-431 TURBO III

#321195201

- New DBSCARVII Bluetooth diagnostic connector, support CANFD\DOIP diagnostic protocol.
- Upgraded to 4GB RAM+64GB ROM large storage, high-endurance battery
- Wide coverage of vehicle models, strong diagnostic function, and the diagnostic functions of DTC, Data stream, Actuation test and more of this product have reached the original factory level.
- Intelligent diagnostic functions



**LAUNCH**

## X-431 FIX AUTO

#108040328

- Supported Models include X-431 Throttle III, X-431 Torque Auto HD, X-431 Throttle, X-431 Torque III, X-431 Torque Link, X-431 Turbo



**LAUNCH**

## X-431 TORQUE 5

#301190794

- Adopt the new DBSCARIX Bluetooth diagnostic connector, support CANFD\DOIP diagnostic protocol
- The device is upgraded to 4GB RAM+128GB ROM large storage
- Equipped with a high-endurance battery
- Wide coverage of vehicle models, strong diagnostic function, and the diagnostic functions of DTC, Data stream, Actuation test and more of this product have reached the original factory level
- Intelligent diagnostic functions, VIN automatically recognizes vehicle information
- Support software intelligent online one-key upgrade for the vehicles



**LAUNCH**

## X-431 TORQUE HD SMARTLINK VCI

#321195001

- X-431 Torque HD system is upgraded to Android 10.0, 4GB RAM+64GB ROM large storage, equipped with high-endurance battery
- Support automatic VIN intelligent and fast identification of vehicle information
- Support online one-key software upgrade service
- Wide coverage of vehicle models, strong diagnostic function, and support full system diagnostics for all models
- Support Read Version Information, Read DTCs, Clear DTCs, Read Data stream, Actuation Test, Coding, Matching and more diagnostic functions



**LAUNCH**

## X-431 TORQUE AUTO HD PRO

#301190908

- Integrated with new powerful hardware X-431 Torque AutoHD Pro tablet, and Smartlink VCI, maximum the ability to faster diagnosis.
- OE-level U.S. vehicle coverage as well as Asian, European coverage from 1996 and newer.
- Wireless and wired communicates via Bluetooth and USB.
- Works on various systems, including Engine, Transmissions, ABS, and Auxiliary from manufacturers such as Wabco, Bendix, and Allison.
- Support Cummins, Detroit, Freightliner, Fuso, Hino, International, Isuzu, KW, Peterbilt, Sterling, and Volvo.
- Multilingual menu and data display: English, Spanish, French.
- Read and erase DTCs of light, medium and heavy-duty vehicles [[Class 4 through 8]].



**LAUNCH**

## ADD ONS

#301181154, #301181163

### X-431 HD ADD ON MODULE (SMARTLINK VCI)

#301181154

This add-on Module turns existing Launch X-431 Throttle and X-431 Pad II AE, into full function Heavy Duty Truck Scan Tools.



**LAUNCH**

### X-431 SMARTLINK HD ADD ON

#301181163

Turn your X-431 Throttle III into a full-function Heavy Duty Truck Scan Tool with the Launch X-431 HD Add-On Truck Module; EXTENSIVE MODEL COVERAGE



MODEL	PART #	PRICE
-------	--------	-------

#301181154		
------------	--	--

#301181163		
------------	--	--

## X-431 SOFTWARE UPDATES

#301180865, #307010011, #307010014

• 1 Year Renewal

MODEL	PRICE	FINANCE
#301180865		
#307010011		
#307010014		



**X-431 THROTTLE III  
SOFTWARE UPDATE**  
#301180865



**X-431 SOFTWARE  
UPDATE**  
#307010011



**X-431 TORQUE AUTO HD  
SOFTWARE UPDATE**  
#307010014

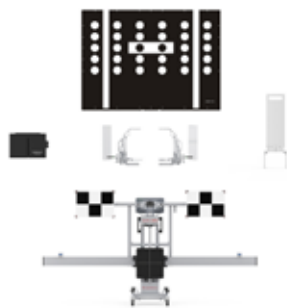
**LAUNCH**

### X-431 ADAS PRO PLUS BASIC PACKAGE

#701040001

- Support multi-directional fine-tuning (horizontal, front and back, left and right), without move mobile devices frequently, and can be aligned and parallel in one minute
- Support electric and manual lifting, and the operation is fast and convenient
- With a millimeter-level precision laser rangefinder, no tape measure is required to measure the distance
- Supports a variety of Asian, European, & American Vehicles
- Ultra high precision, fast positioning and simple operation
- Call Launch Tech USA for ADAS equipment at 1-877-528-6249 prior to purchase

SmartEye LAUNCH  
X-431 ADAS PRO PLUS Basic Configuration




**LAUNCH**

### X-431 ADAS PRO PLUS FORWARD FACING DELUXE PACKAGE #701040011

- Support multi-directional fine-tuning (horizontal, front and back, left and right), without move mobile devices frequently, and can be aligned and parallel in one minute
- Support electric and manual lifting, and the operation is fast and convenient
- With a millimeter-level precision laser rangefinder, no tape measure is required to measure the distance
- Forward Facing Deluxe & Premium includes Torque Link tablet
- Supports a variety of Asian, European, & American Vehicles
- Ultra high precision, fast positioning and simple operation
- Call Launch Tech USA for ADAS equipment at 1-877-528-6249 prior to purchase

SmartEye LAUNCH  
X-431 ADAS PRO PLUS Deluxe Configuration




**LAUNCH**

### X-431 ADAS PRO PLUS PREMIUM PACKAGE

#701040012

- Support multi-directional fine-tuning (horizontal, front and back, left and right), without move mobile devices frequently, and can be aligned and parallel in one minute
- Support electric and manual lifting, and the operation is fast and convenient
- With a millimeter-level precision laser rangefinder, no tape measure is required to measure the distance
- Forward Facing Deluxe & Premium includes Torque Link tablet
- Supports a variety of Asian, European, & American Vehicles
- Ultra high precision, fast positioning and simple operation
- Call Launch Tech USA for ADAS equipment at 1-877-528-6249 prior to purchase

SmartEye LAUNCH  
X-431 ADAS PRO PLUS Premium Configuration




**LAUNCH**

### X-431 ADAS MOBILE LDW STANDARD PACKAGE

#301250047

- ADAS Mobile Stand, ADAS Accessories, and Lane Departure Warning (LDW) Targets
- Fully foldable design including completely flat folded base, close-fitting foldable arms, and foldable crank handle
- Multi-functional base integrates 360° rotating wheels, wheel locks, and fine-tuning height-adjustment to adapt to uneven ground
- 23-style manufacturer standard targets provide one-stop calibration service
- Call Launch Tech USA for ADAS equipment at 1-877-528-6249 prior to purchase



**LAUNCH**

### X-431 ADAS PRO PLUS LDW STANDARD PACKAGE

#701040010

- Support multi-directional fine-tuning (horizontal, front and back, left and right), without move mobile devices frequently, and can be aligned and parallel in one minute
- Support electric and manual lifting, and the operation is fast and convenient
- With a millimeter-level precision laser rangefinder, no tape measure is required to measure the distance
- Supports a variety of Asian, European, & American Vehicles
- LDW Standard includes Turbo III tablet
- Ultra high precision, fast positioning and simple operation
- Call Launch Tech USA for ADAS equipment at 1-877-528-6249 prior to purchase



**LAUNCH**



# BATTERY SERVICE

## MAXICHARGER C50 EV CHARGER + IN-BODY HOLSTER

#MCC50AHI

- 240V-50 AMP Level 2 Charger compatible with all EV and Hybrid Plug-in vehicles
- Designed to be installed indoors or outdoors
- Wi-Fi, Bluetooth, 4G, Ethernet
- 3-Year warranty



**AUTEL**

## MAXICHARGER HOME 40A EV CHARGER WITH IN-BODY HOLSTER - NEMA 14-50

#MC40AP14I

- 40V-40 AMP Level 2 Smart Charger compatible with all EV and Hybrid Plug-in vehicles
- Designed to be installed indoors or outdoors
- Wi-Fi, Bluetooth, 4G, Ethernet
- 3-year warranty



**AUTEL**

## MAXICHARGER HOME 40A EV CHARGER WITH IN-BODY HOLSTER - NEMA 6-50

#MC40AP6I

- 240V-40 AMP Level 2 Smart Charger compatible with all EV and Hybrid Plug-in vehicles
- Designed to be installed indoors or outdoors
- Wi-Fi, Bluetooth, 4G, Ethernet
- 3 year warranty



**AUTEL**

## MAXIBAS BT506 BATTERY TESTER

#BT506

- View the health status of vehicle's battery and electrical system
- Free and easy-to-use mobile app
- Includes connected cable with clamps



**AUTEL**

## MAXIBAS BT608 BATTERY TESTER

#BT608

- Wi-Fi touchscreen tablet tool displays a quick battery health status
- Built-in thermal printer



**AUTEL**

## MAXIBAS BT609 BATTERY TESTER

#BT609

- 7-inch Android touchscreen tablet
- Includes AutoVIN
- Features service menu
- Print or share customized reports via Wi-Fi
- One year of free software updates and limited hardware warranty



**AUTEL**

## 2 AMP ULTRASAFE SMART BATTERY CHARGER

#GENIUS2

- 6V/12V Battery charger/maintainer
- Charges lead-acid & lithium-ion batteries up to 40 amp-hours
- Spark-proof technology & reverse polarity protection
- Auto desulfation, auto detection & auto repair
- Charge down to zero volts



**NOCO**

**NETWORK PRODUCTS**

## 5 AMP ULTRASAFE SMART BATTERY CHARGER

#GENIUS5

- 6V/12V Battery charger maintainer
- Charges lead-acid & lithium-ion batteries up to 120 amp-hours
- Spark-proof technology & reverse polarity protection
- Auto desulfation, auto detection & auto repair
- Charge down to zero volts



**NOCO**

**NETWORK PRODUCTS**

## 10 AMP ULTRASAFE SMART BATTERY CHARGER

#GENIUS10

- 6V/12V Battery charger/maintainer
- Charges lead-acid & lithium-ion batteries up to 230 amp-hours
- Spark-proof technology & reverse polarity protection
- Auto desulfation, auto detection & auto repair
- Charge down to zero volts



**NOCO**

**NETWORK PRODUCTS**

## POWERSPORTS BATTERIES

#NLP14, #NLP20, #NLP30, #NLP5, #NLP9

- Delivers over 50,000 starts, and over 2,000 charge cycles, blowing away its lead-acid rivals. Simply put, it's 2X more power, 10X more starts, and 5X longer life.
- An advanced battery management system that provides maximum safety protection with bi-directional active cell balancing for long-lasting reliability. Plus, no BMS reset is needed.
- Compatible with most powersport brands, including Aprilia, BMW, Buell, Ducati, Harley-Davidson, Indian, Triumph, KTM, Argo, Can-Am, Honda, Husqvarna, Kawasaki, Suzuki, Arctic Cat, BRP, Waverunner, Polaris, Vespa, and more.

PART #	AMPS	PRICE
NLP14	OVER 500	
NLP20	OVER 600	
NLP30	OVER 700	
NLP5	OVER 250	
NLP9	OVER 400	

**NOCO**

**NETWORK PRODUCTS**



## BST-360

#301180832

- 3s Quick Detect: Generate the health report within 3 sec. and intuitively display all data in color screen
- Data Transmission: the test data can be exported and downloaded via smartphone and diagnostic tools
- Safety: No heating, no discharge, no spark, no operating risks
- Battery & Electrical System: Ripple detection, Battery test, starter test, charging system test, electric current and voltage test
- Battery Types: 6V and 12 V (Lead-acid battery, gel battery and AGM battery)



**LAUNCH**

## SERIES 7+ EV CHARGING STATION , 80A, 19.2KW

#L2-780-FULL1-25

- Communicates with the cloud via built-in 4G LTE signal
- Rugged aluminum enclosure prevents environmental damage
- Remote access, diagnostics, and Over-the-Air (OTA) software update enabled
- Smart, dynamic allocation and distribution of power to each port
- Network connectivity with robust electricity management
- Compatible with all electric vehicles. Tesla adapter required
- "API Integration creates a 360-degree view of your operations and provide dependable charging experiences"
- Buy American Compliant



**blink**



## 500-AMP BOOST SPORT ULTRASAFE LITHIUM JUMP STARTER

#GB20

- Recommended for engines up to 4.0L Gas for cars, boats, motorcycles, trucks, ATVs, + more
- Mistake-proof and safe for anyone to use with spark-proof technology and reverse polarity protection
- Safely jump start a dead battery in seconds - up to 20 times on a single charge



**NOCO**

## 1,000-AMP 12V LITHIUM GENIUS BOOST & JUMP STARTER

#GB40

- Ultra-safe, ultra-compact, rugged, and portable lithium-ion
- Spark proof technology and reverse polarity protection
- Instantly jump starts most single-battery applications, up to 20 times on a single charge
- Ideal for engines up to 6.0L gas and 3.0L diesel
- Recharge virtually any USB device
- Includes ultra-bright dual LED flashlight with 7 modes, including SOS and emergency strobe



**NOCO**



## 1,500-AMP ULTRASAFE LITHIUM JUMP STARTER

#GB50

- Spark-proof connections & reverse polarity protection
- Recharges USB devices
- Power 12V devices anywhere
- 400 lumen LED flashlight with multiple modes, including SOS
- Jump starts gas engines up to 7L & diesel engines up to 4.5L



**NOCO**

## 2,000-AMP ULTRASAFE LITHIUM JUMP STARTER

#GB70

- Spark-proof connections & reverse polarity protection
- Power 12V devices anywhere & recharge USB devices
- 400 lumen LED flashlight with multiple modes, including SOS
- Jump starts gas engines up to 8L & diesel engines up to 6L



**NOCO**



## 3,000-AMP ULTRASAFE LITHIUM JUMP STARTER

#GB150

- Spark-proof connections & reverse polarity protection
- Power 12V devices anywhere & recharge USB devices
- 500 Lumen LED flashlight with multiple modes, including SOS
- Jump starts gas engines up to 9.0L & diesel engines up to 7.0L
- Provides up to 80 jump starts on a single charge



**NOCO**



## 6,250 AMP 12V/24V ULTRASAFE LITHIUM JUMP STARTER

#GB500

- Compact, 12V and 24V, rated at 20,000 Amps, 80,000 Joules 3S
- Includes a high-intensity 2,200 lumen LED work light with 7 light modes, including SOS and Emergency Strobe
- Dual USB ports to recharge multiple devices, over 20 smartphone recharges
- Designed for both gas & diesel engines up to Class 8+ / CE high-displacement vehicles, equipment, trucks



**NOCO**



## REMOVE BATTERY CLEANER

#E404

- Instantly neutralizes, dissolves & removes battery corrosion
- Ideal for battery terminals, cables, hold-downs & boxes
- Restores maximum current flow
- Reduces potential voltage leakage
- Packaged in a 14-ounce aerosol can



**NOCO**



## NCP2 CORROSION SPRAY

#A202

- Stops battery corrosion for the life of your battery
- Oil-based formula that does not dry or evaporate
- Environmentally safe & resistant to reversion, moisture, shock & vibration
- The original formula since 1914 & made in the USA



**NOCO**



## GROUP 24 SNAP-TOP BATTERY BOX

- Locking tabs fasten cover securely
- Impact & UV resistant + heavy-duty handles
- Fully ventilated releasing battery gases safely
- Meets Coast Guard (USCG) Code of Federal Regulations 183.420 & American Boat and Yacht Council (ABYC) E-10.7



BATTERY	PART #	PRICE
GROUP 24	#HM300BK	
6-VOLT	#HM306BK	
GROUP 24 - 31	#HM318BK	

**NOCO**



## EVA PROTECTION CASES BOOST XL

- Lightweight, durable, & rugged custom exterior
- Equipped with a zipper closure & reinforced handle for storing & carrying boost
- Offers protection from moisture, impact, dust, & environmental factors
- Additional pockets for related Boost accessories (sold separately)



**NOCO**



**MADE IN USA**

OF U.S. AND GLOBAL PARTS



**The Professional Technician's Choice**

## 6/12V 100/75A, 375 AMP HEAVY DUTY WHEEL CHARGER

**#6001A**

- The highest performing fast charger on the market
- 16 Voltage/Amperage outage settings
- 75 Amp continuous charge with 375 Amp crank assist at 12 Volts
- Best battery charger warranty



**ASSOCIATED**

## 6/12/18/24V HEAVY DUTY WHEEL CHARGER

**#6002B**

- Rated up to 80 Amps continuous charge with 400 Amp crank assist at 12 volts
- One of our most popular Fleet chargers
- 100/80/50/40A
- Best battery charger warranty



**ASSOCIATED**

## 6/12/24V 70/65/30A HEAVY DUTY WHEEL CHARGER

**#6006AGM**

- Most popular fleet charger
- 70/65/30 Amp continuous charge, with 280 Amp Crank-Assist at 12V
- Safe for use on AGM batteries
- Best battery charger warranty



**ASSOCIATED**

## 6/12V 70/60/2A HEAVY DUTY WHEEL CHARGER

**#6009AGM**

- 70/60/30 Amp continuous charge, with 265 Amp crank-assist 12V
- Safe for use on AGM batteries
- Best battery charger warranty



**ASSOCIATED**

## 6/12V 70/60A HEAVY DUTY WHEEL CHARGER

**#6012AGM**

- 70/60/30 Amp continuous charge, with 250 Amp Crank assist at 12V
- Safe for use on AGM batteries
- Best battery charger warranty



**ASSOCIATED**

## INTELLAMATIC WHEEL CHARGER 12V 40AMP/130AMP

**#ESS6007B**

- 40 Amp continuous charge with 13 Amp Crank-assist at 12V
- Intellamatic with override switch
- 40Amp/130Amp Boost
- Built-in Reflash Power Supply
- Deep discharge recovery of sulfated batteries
- Tests batteries four times during charge cycle
- Dead Battery Override (DBO) feature for extremely low voltage batteries



**ASSOCIATED**

## INTELLAMATIC WHEEL CHARGER, 12V 60A

**#ESS6008**

- Intellamatic® 12 Volt 60 Amp Charger
- 270 Amp Crank Assist
- 70 Amp Power Supply Mode
- Built-in Reflash Power Supply
- Deep discharge recovery of sulfated batteries
- Tests batteries four times during charge cycle
- Dead Battery Override (DBO) feature for extremely low voltage batteries



**ASSOCIATED**

## INTELLAMATIC WHEEL CHARGER WITH MEMORY SAVER

**#ESS6008MSK**

- 60/70 Amp continuous charge, 270 Amp crank assist at 12V
- Memory Saver Port, 15A Continuous / 20A Peak
- MS6209-12 + CC6212
- Built-in Reflash Power Supply
- Deep discharge recovery of sulfated batteries
- Tests batteries 4 times during charge cycle
- Dead Battery Override (DBO) feature for extremely low voltage batteries



**ASSOCIATED**

## 12/24V 70/35AMP FLEET WHEEL CHARGER

**#ESS6011**

- Charger/Analyzer
- 200Amp Boost
- Built-in Reflash Power Supply
- Deep discharge recovery of sulfated batteries
- Tests batteries four times during charge cycle
- Dead Battery Override (DBO) feature for extremely low voltage batteries



**ASSOCIATED**

## VARIABLE INTELLAMATIC WHEEL CHARGER WITH POWER SUPPLY MODE

**#IBC6008**

- 60 Amp/270Amp boost
- Power supply mode
- Charger/analyzer
- Built-in Reflash Power Supply
- Deep discharge recovery of sulfated batteries
- Tests batteries four times during charge cycle
- Dead Battery Override (DBO) feature for extremely low voltage batteries
- Best battery charger warranty



**ASSOCIATED**

## VARIABLE INTELLAMATIC WHEEL CHARGER WITH MEMORY SAVER

**#IBC6008MSK**

- 60 Amp/270Amp boost
- Power supply mode
- Charger/analyzer
- Built-in Reflash Power Supply
- Deep discharge recovery of sulfated batteries
- Tests batteries four times during charge cycle
- Dead Battery Override (DBO) feature for extremely low voltage batteries
- Best battery charger warranty



**ASSOCIATED**



# EVs Are Coming.. Are you Ready?

Electric vehicle adoption is growing rapidly. Provide needed charging on-site, offer top-off service, gain additional customers.

Offer Top-Off Charging  
for their EVs

Increase Traffic by  
Offering EV Services

Differentiate From  
Competition

GET STARTED  
TODAY



# SHOP EQUIPMENT

## HEATERS

### XT-150 HEATER PACKAGE 4

#81011504

- Heater with 215 gallon tank and thru wall 6" chimney kit
- 8 inch resin-treated cooling media allows for greater cooling capacity and durability
- Chimney Kit Includes (16' eave): 1 chimney cap, 3 (36") Class A chimney pipe, 1 adjustable wall strap, 1 Class A tee with cap, 1 (6") Class A chimney pipe, 1 tee support bracket, 1 (18") Class A chimney pipe, 1 finishing collar, 1 (14") slip connector, 2 (24") black pipe, 1 (90°) elbow



### XT-200 HEATER PACKAGE 4

#81012004

- Heater and 215 gallon tank with thru wall 6" chimney kit
- Chimney Kit Includes (16' eave): 1 chimney cap, 3 (36") Class A chimney pipe, 1 adjustable wall strap, 1 Class A tee with cap, 1 (6") Class A chimney pipe, 1 tee support bracket, 1 (18") Class A chimney pipe, 1 finishing collar, 1 (14") slip connector, 2 (24") black pipe, 1 (90°) elbow



### XTD-200 HEATER PACKAGE 4

#81012024

- Heater with 215 gallon tank and 6" wall kit
- Chimney Kit Includes (16' eave): 1 chimney cap, 1 (24") Class A chimney pipe, 1 storm collar, 1 roof flashing 0/12-6/12, 1 (36") Class A chimney pipe, 1 finishing collar, 1 (14") slip connector, 4 (24") black pipe, 1 black tee pipe w/cap, 1 roof support bracket, 1 (90°) elbow



### XT-250 HEATER PACKAGE 4

#81012504

- Heater and 215 gallon tank with thru wall 8" chimney kit
- Chimney Kit Includes (16' eave): 1 chimney cap, 3 (36") Class A chimney pipe, 1 adjustable wall strap, 1 Class A tee with cap, 1 (6") Class A chimney pipe, 1 tee support bracket, 1 (18") Class A chimney pipe, 1 finishing collar, 1 (14") slip connector, 2 (24") black pipe, 1 (90°) elbow



### XT-300 HEATER PACKAGE 4

#81013004

- Heater and 215 gallon tank with thru wall 8" chimney kit
- Chimney Kit Includes (16' eave): 1 chimney cap, 3 (36") Class A chimney pipe, 1 adjustable wall strap, 1 Class A tee with cap, 1 (6") Class A chimney pipe, 1 tee support bracket, 1 (18") Class A chimney pipe, 1 finishing collar, 1 (14") slip connector, 2 (24") black pipe, 1 (90°) elbow



### XTD-300 HEATER PACKAGE 4

#81013024

- Heater with 215 gallon tank and 8" wall kit
- Chimney Kit Includes (16' eave): 1 chimney cap, 1 (24") Class A chimney pipe, 1 storm collar, 1 roof flashing 0/12-6/12, 1 (36") Class A chimney pipe, 1 finishing collar, 1 (14") slip connector, 4 (24") black pipe, 1 black tee pipe w/cap, 1 roof support bracket, 1 (90°) elbow (XT 250/300 only)



### XT-75 HEATER 6" ROOF CHIMNEY

#81010751

- 75,000 BTU's heat up to 1,700 sq. ft.
- Burns #1 and #2 fuel oil (diesel), used crankcase oil (conventional or synthetic), and used ATF
- Small footprint; only 21"W X 26"L floor mounted footprint
- Onboard air compressor
- Metering pump
- Draft gauge
- Cleanable in-tank strainer
- Preassembled for easy installation
- Roof and wall includes 6" chimney for 14-16 eaves



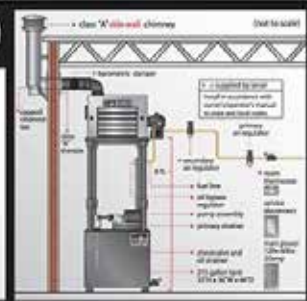
### WHAT'S IN PACKAGE 4?

#### VALUE PACKAGE D

215 gallon tank / thru wall 6" or 8" chimney kit

Chimney Kit Includes: (16' eave)

- 1 chimney cap
- 3 36" Class A chimney pipe
- 1 adjustable wall strap
- 1 Class A tee with cap
- 1 6" Class A chimney pipe
- 1 tee support bracket
- 1 wall thimble
- 1 18" Class A chimney pipe
- 1 finishing collar
- 1 14" slip connector
- 2 24" black pipe
- 1 90° elbow (MX 250/300 only)





# BRING HOME THE HEAT

## WITH OBSIDIAN® & VESPER® HEATERS



**BIG ASS FANS®**

### OBSIDIAN® ELECTRIC HEATERS

**#BAFCF15120B, #BAFCF30240B, #BAFCF60240B**

- Instant directional heat warms occupants as soon as it's on
- IP65 rating provides protection against water and dust
- Aluminum body directs infrared waves without overheating the unit
- Easy installation with simple mounting brackets
- Premium remote control included
- 8,000 hour element life

#### OBSIDIAN ELECTRIC HEATER 27" 120V

**#BAFCF15120B**

#### OBSIDIAN ELECTRIC HEATER 38" 240 V

**#BAFCF30240B**

#### OBSIDIAN ELECTRIC HEATER 42" 240V

**#BAFCF60240B**



**BIG ASS FANS®**



### VESPER® ELECTRIC HEATERS

**#BAFDS15120B, #BAFDS32080B, #BAFDS32240B**

- Sleek, low-profile design integrates seamlessly into your space
- Premium construction provides years of worry-free operation
- Zero light emissions from unobtrusive infrared heating
- Safe for semi-enclosed outdoor and indoor rooms
- Easy installation with simple mounting brackets
- LED on/off indicator for added safety

#### VESPER ELECTRIC HEATER 32" 120V

**#BAFCF15120B**

#### VESPER ELECTRIC HEATER 70" 208V

**#BAFCF30240B**

#### VESPER ELECTRIC HEATER 70" 240V

**#BAFCF60240B**



**BIG ASS FANS®**



# Ranger SPRAY WASH CABINETS

- 30" Turntable
- 54" Working Height
- 1000lb Load
- 53Gallon Tank
- 1HP / 70gpm Pump, Dual Heaters, Low Water Shutoff, Includes Parts Tree, Small Basket & 20lb Soap (230V-1PH)
- (DS) Stainless Steel Option

\*BENDPAK FUEL SURCHARGES & DAS FEES MAY APPLY. VISIT [DAS.BENDPAK.COM](http://DAS.BENDPAK.COM) FOR MORE INFORMATION.



PART #	PRICE	FINANCE
RS-750D-601		
RS-750DS-601		



- 30" Turntable
- 45" Working Height
- 500lb Load
- 50 Gallon Tank
- 1HP / 70gpm Pump, Dual Heaters, Low Water Shutoff, Includes Parts Tree, Small Basket & 20lb Soap (230V-1PH)
- (DS) Stainless Steel Option

\*BENDPAK FUEL SURCHARGES & DAS FEES MAY APPLY. VISIT [DAS.BENDPAK.COM](http://DAS.BENDPAK.COM) FOR MORE INFORMATION.



PART #	PRICE	FINANCE
RS-500D-601		
RS-500DS-601		



## 20-GALLON PARTS WASHER

#31200B

- 12 Gallon working capacity
- 50 GPH pump output
- Removable work shelf and parts basket
- Flexible nozzle gets parts cleaner
- Heavy duty steel construction



## BLINK MOBILE CHARGER LEVEL 2 GENERATOR

#01-0401

- Supports 240V AC charging
- Compatible with all electric vehicles. Tesla adapter required.
- Provides up to 7.7kW continuously
- "Charges up to 0.5 to 1 mile of range per minute Depending upon the EV's capabilities"
- Free-standing, easy installation
- Simple plug-in to charge



**CHAMPION 12,000 WATT  
W/ELECTRIC START**
**#100111**

- At 15,000 starting watts and 12,000 running watts, enjoy up to 9 hours of run time on a full tank of gasoline with a noise level of 78 dBA from 23 feet
- Trust the reliable 717cc V-Twin Champion engine with its battery-included electric start featuring a reliable toggle switch, plus built-in Cold Start Technology for easy starts in cold weather
- One 120V 30A locking, a 120/240V 30A locking, a 120/240V 50A and four 120V 20A GFCI outlets, plus Volt Guard™ built-in surge protector prevents overloads and keeps your appliances and equipment safe
- 3-year limited warranty with FREE lifetime technical support


**CHAMPION 2500 WATT DUAL  
FUEL INVERTER W/PARALINK**
**#200962**

- Operate your 2500-watt portable generator right out of the box on either gasoline or propane, plus at only 39 pounds, this inverter is one of the lightest 2500-watt inverters in the industry
- With an ultra-quiet 53 dBA from 23 feet, enjoy 2500 starting watts, 1850 running watts and up to 11.5 hours run time on gasoline, and 1665 running watts and up to 34 hours on propane
- Includes two covered 120V 20A household outlets with clean electricity (less than 3% THD), and two convenient USB ports.
- Includes 3-year limited warranty with FREE lifetime technical support from dedicated experts


**CHAMPION 3500 WATT  
W/WIRELESS REMOTE  
ELECTRIC START**
**#200964**

- Start and stop with ease from up to 80 feet away with the included wireless remote key fob – push-button power and convenience like never before
- Trust the reliable 212cc Champion engine with its battery-included electric start featuring a 3-way ignition switch, plus built-in Cold Start Technology for easy starts in cold weather
- At 4375 starting watts and 3500 running watts, enjoy up to 14 hours of run time on a full tank of gasoline with a noise level of 68 dBA from 23 feet
- Includes 3-year limited warranty with FREE lifetime technical support from dedicated experts


**CHAMPION 4250 WATT DUAL  
FUEL OPEN FRAME  
INVERTER**
**#200977**

- 50% quieter (64dBA) and 20% lighter than a traditional 3500-watt generator, plus fuel-saving Economy Mode, and Intelligauge to monitor voltage, frequency and operating hours
- Produces 4250 starting watts and 3500 running watts on gasoline with a 22-hour run time and 4250 starting watts and 3150 running watts on propane with a run time of 21 hours
- RV Ready with a 120V 30A RV, plus two 120V 20A household outlets with clean power (less than 3% THD) and two convenient USB ports
- Includes 3-year limited warranty with FREE lifetime technical support from dedicated experts


**CHAMPION 4500 WATT  
INVERTER W/PARALINK**
**#200989**

- 61 dBA is great for RVs, tailgating, or camping with 4500 starting watts and 3500 running watts and up to 14 hours run time on only 2.25 gallons of gasoline
- Monitor voltage, frequency and operating hours with ease, plus the EZ Start Dial simplifies startup while Economy Mode monitors power consumption in real time
- RV Ready with a 120V 30A RV, plus two 120V 20A household outlets with clean power (less than 3% THD) and two convenient USB ports
- Includes 3-year limited warranty with FREE lifetime technical support from dedicated experts


**CHAMPION 5000 WATT  
W/25' POWER CORD**
**#201041**

- Includes 1.2-quarts of recommended 10W-30 engine oil, an oil funnel, a wheel kit, and a 25-foot extension cord
- At 6250 starting watts and 5000 running watts, enjoy up to 9 hours of run time on a full tank of gasoline with a noise level of 74 dBA from 23 feet
- One 120/240V 30A locking outlet and four 120V 20A GFCI outlets
- Prevents overloads and keeps your valuable equipment safe from voltage spikes, plus Intelligauge keeps track of voltage, frequency and operating hours
- Includes 3-year limited warranty with FREE lifetime technical support from dedicated experts


**CHAMPION 2000W-2500W  
INVERTER PARALLEL CABLE  
KIT (PARALINK)**
**#100740**

- Equipped with enough power to start and run most 15,000 BTU RV air conditioners
- Seamlessly integrates any two 2000-3000-watt ParalINK-ready inverters with a hand-tightened clamp for easy attachment
- Parallel two lightweight and ultra-quiet inverters to get the power of a larger unit when you need it
- 120V 30A (TT-30R) RV outlet and a 120V 30A locking outlet (L5-30R) with a 30-amp circuit breaker to prevent overloads
- Includes 1-year limited warranty with FREE lifetime technical support from dedicated experts


**CHAMPION GENERATOR  
COVER (FITS 3000W -  
4000W MODELS)**
**#C90011**

- Protect your generator from sun and UV damage, rain, snow, dirt and more with this cover's tough vinyl exterior
- The strong elastic base provides a secure, custom-like fit for your generator
- This cover is designed for 3000-4000-watt generators, but will also fit generators up to 25 x 23.6 x 20.3-inches in size
- The durable cover fits over your generator quickly to protect it while in storage
- Champion Support includes 1-year limited warranty


**CHAMPION GENERATOR  
COVER (FITS 5000W -  
9500W MODELS)**
**#C90016**

- Protect your generator from sun and UV damage, rain, snow, dirt and more with this cover's tough vinyl exterior
- The strong elastic base provides a secure, custom-like fit for your generator
- This cover is designed for 5000-9500-watt generators, but will also fit generators up to 30.7 x 23.6 x 23.6-inches in size
- The durable cover fits over your generator quickly to protect it while in storage
- Champion Support includes 1-year limited warranty



## SUPER DUTY SHOP PRESS

- Fully welded construction for exceptional strength and durability
- Double pump air motor for faster speeds
- Glycerin filled gauge accurately shows pressing force
- Shatter resistant polycarbonate shield for maximum protection
- Available in 30, 50, 75, 100, & 150 ton Models

MODEL	PART #	PRICE	FINANCE
20-TON	850ASD		
30-TON	852ASD		
50-TON	854ASD		
75-TON	856ASD		



## OIL FILTER CRUSHERS & WORK BENCHES

### HEAVY-DUTY FLOOR STAND

#FS-300

- AFC-100-94 & HDC-150-94
- Accommodates 16-gal. drum
- 23"W x 23"D x 36"H



**JohnDow**  
Automotive Service Equipment

### HD OIL FILTER CRUSHER - TRUCK

#HDC-150-94

- Max filter height 13"
- 15-Ton crushing force
- Air/hydraulic operation
- Door channel prevents drips and leakage
- Requires air filter/regulator/lubricator (not included)



**JohnDow**  
Automotive Service Equipment

### OIL FILTER CRUSHER

#RP-20FC

- Automotive /10 Ton
- 9"H x 6"D Filter Size
- Includes RP-20FCS Floor Stand No Charge (5-55 Gallon)



\*BENDPAK FUEL SURCHARGES & DAS FEES MAY APPLY. VISIT [DAS.BENDPAK.COM](http://DAS.BENDPAK.COM) FOR MORE INFORMATION.

**Ranger**

### IDEAL PREMIUM TEAR DOWN TABLE

#PWB-TC-1600

- 1,600 LB Capacity
- Heavy Duty Steel Construction
- Easy Bolt Together Assembly
- Large 59.5" X 27.5" Work Bench Area
- Fully Adjustable Leveling Leg Stands
- 2" Retaining Fence on Three Sides
- Durable Powder Coat Finish



**IDEAL**  
A DIVISION OF TUNING INDUSTRIES, LLC

### RANGER WORK BENCHES & TEAR DOWN TABLE



\*BENDPAK FUEL SURCHARGES & DAS FEES MAY APPLY. VISIT [DAS.BENDPAK.COM](http://DAS.BENDPAK.COM) FOR MORE INFORMATION.

**Ranger**

PART #	DESCRIPTION	PRICE
RWB-2D	1,750 LB WORK BENCH • 59" X 25" • 1 SHELF • 2 DRAWERS	
RWB-2S	1,750 LB WORK BENCH • 79" X 25" • 2 SHELVES	
RWB-1TD	500 LB TEAR DOWN TABLE • 48" X 28" • FLUID CATCH	





# WORK TABLES THAT WORK FOR YOU

## HEAVY-DUTY WORKBENCH

**#3990**

- 61" x 25"
- 1,300 LB Capacity



## TEAR DOWN TABLE

**#3994**

- 48"
- 1,100 LB Capacity
- One Drawer



## HEAVY-DUTY WORKBENCH

**#3995**

- 61" x 31"
- 1,300 LB Capacity
- One Drawer



## HEAVY-DUTY WORKBENCH

**#3996**

- 62" x 31" x 36"
- 1,300 LB Capacity



## ADJUSTABLE MOBILE WORK TABLE

**#3998**

- 220 LB Capacity



## ADJUSTABLE MOBILE WORK TABLE

**#3999**

- 100 LB Capacity





## 219CSE Electric Pressure Washer

Industrial Cold Water High Pressure Washer  
PN# 219CSE

Electric • Direct drive tri-plex pump with ceramic plungers • Chemical Injector w/ Tubing • 36' GFCI Cord & Plug • 3/8" QD Discharge • 3/4" Garden Hose Inlet

**Sold Separately:**



## Gun, Wand, Hose & Nozzles Kit

PN# 219CSE-01



## Wall Mount Kit

PN# 219CSE-02

## Wheel Cart Kit

PN# 219CSE-03



## Compact WC Series

Wall Mount Electric — Centralized Cleaning Service

PN# I210W-00000Z & I320W-00000Z

The **WC SERIES** offers stationary convenience while providing excellent cleaning power • Stainless steel panels • detergent injector control • on/off switch • 25 ft. high pressure hose, shut-off gun, 24" wand • 160 degree inlet water temperature • Triplex pump standard



## Mobile Wash System

Industrial Detail Cleaning

PN# 435HM-000000

Slides into pick-up truck, mini-truck, or van • 100 gallon water capacity • Recoil start • 15, 25 & 40 Degree nozzles • High pressure hose reel with 50ft hose • 3-Way Ball Valve for tank feed or direct feed



## Challenger Series

Industrial Cold Water High Pressure Washer

PN# 325CS-020000 & 445CS-020000

Gasoline engine direct drive • Recoil start • External unloader / EZ Start • Thermal Protector • 0, 15, 25 & 40 Degree nozzles • Aluminum frames • Flat Free Wheels • Models available with General, Comet and Cat Pumps\* Models with RMV pumps are axial with built in unloader



## Electric Hot Water Washer

Industrial Hot High Pressure Washers

PN# W320RS-000000

Tubular steel frame with lifting bar • Stainless steel coil wrap • Schedule 80 coil • 8 gallon burner fuel tank • Four quickchange color-coded spray nozzles • 0°, 15°, 25° & 40°, 36" dual lance wand • Chemical injector • Pneumatic wheels • 50 ft. high pressure hose.

PART NUMBER	DESCRIPTION	SPECS	POWER	LIST PRICE
435HM-000000	Mobile Wash System	4 GPM @ 3500 PSI	Honda GX390 (recoil)	
I210W-00000Z	Wall Mount Electric	2 GPM @1500 PSI Trigger on/off	Electric 115 Volt/1 PH	
I320W-00000Z	Wall Mount Electric	3 GPM @2000 PSI Trigger on/off	Electric 220 Volt/1 PH	
W320RS-000000	Electric Hot Water Washer	3 GPM @2000 PSI	Electric 230 Volt/1 PH	
325CS-020000	Cold Water Washer	Direct Drive 3 GPM @2 500 PSI	Honda GX200 (recoil)	
445CS-020000	Cold Water Washer	Direct Drive 4 GPM @4000 PSI	Honda GX390 (recoil)	
219CSE	Electric Cold Water	1.7 GPM @ 2000 PSI	115 Volt Electric	
219CSE-01	50ft Hose Gun 4 Nozzles			
219CSE-02	Wall Mount Kit			
219CSE-03	Wheel Cart Kit			

# AUTEL TOP 5 TOOLS

# THE BEST TOOL FOR EVERY JOB

SMARTER TECHS WORK WITH INTELLIGENT TOOLS

## ITS600 TIRE SERVICE

- 4 Service Functions: OLS/EPB/BMS/SAS
- Identify MMY/Sensor
- Complete TPMS Function
- On-Tool DOT Registration



## MAXISYS ULTRA DIAGNOSTICS

- Complete Diagnostics Solution
- Full Function Scanner
- MaxiFLASH 5-in-1 VCMII Device
- Split Screen Functionality
- Topology on Select Vehicles



## IA800 CALIBRATION

- Optical Positioning System
  - Autel Standard Frame Attachment
  - Includes Six Integrated HD Cameras
  - Upgraded MaxiSYS ADAS Software
  - 4 Step Intelligent ADAS Workflow
- \*Requires Autel standard frame*



## IM608PROIIKPA KEY PROGRAMMERS

- Guided Procedures
- Read & Write/Extract PIN Codes
- Wide European Coverage
- Full Function Diagnostics Tool
- J2534 Pass Through Device



## BT608 BATTERY TESTER

- Prints Report On-Tool
- Battery Location Diagrams
- OE-Recommended Replacement Battery Size & Type
- Adaptive Load & Conductance
- Illustrated Instructions



WEB: [AUTEL.COM](http://AUTEL.COM) | SUPPORT: 1.855.288.3587  
EMAIL: [USSUPPORT@AUTEL.COM](mailto:USSUPPORT@AUTEL.COM)

FOLLOW US @AUTELTOOLS  
Facebook Twitter YouTube



**AUTEL**



# WELDING



PART #	DESCRIPTION	INPUT / OUTPUT	WARRANTY	REBATE	FREIGHT	PRICE	FINANCE
261*	EASY WELD 140 FC-I FLUX-CORE WIRE	120 VOLTS / 140 AMPS	1-YEAR	\$40	NOT INCLUDED		
251*	EASY WELD 20 PLASMA CUTTER	120V INPUT / 20 AMPS	1-YEAR	\$50	NOT INCLUDED		
271*	EASY WELD 140 MP MIG MULTI-PROCESS WELDER	120 VOLTS / 140 AMPS	1-YEAR	\$60	NOT INCLUDED		
309*	140 MIG WELDER	120 VOLTS / 140 AMPS	3-YEAR	\$50	NOT INCLUDED		
410*	220 MP MULTI-PROCESS WELDER	240 / 120 VOLTS / 40 AMPS	3-YEAR	\$100	INCLUDED		
321*	180 ST+ PULSE STICK/TIG WELDER	DUAL INPUT 120V / 240V	3-YEAR	\$30	NOT INCLUDED		
323*	190 MP WELDER MIG / STICK / TIG	DUAL INPUT 120V / 240V	3-YEAR	\$75	NOT INCLUDED		
445*	FORNEY® 45 P PLASMA CUTTER	120V: 15-20 AMPS / 240V: 15-45 AMPS	3-YEAR	\$125	INCLUDED		
320*	FORNEY FLEX 30™ PLASMA ST	CUTTING: 120V @ 20A   240V @ 30A WELDING: 120V @ 85A   240V @ 160A (DC OUTPUT ONLY)	3-YEAR	\$100	NOT INCLUDED		
N2-2	NITROGEN PLASMA WELDER	120 VOLTS	1-YEAR	N/A	INCLUDED		

## TORCH KITS

### SHOP FLAME MEDIUM-DUTY TORCH KIT

**#1705**

- For Oxygen-Acetylene Cutting, Welding, Heating
- Cuts Up to 6"; Welds Up to 3/8"
- Built-In Check Valves
- Includes 20' T-Grade Hose, Goggles & Striker



**Forney**

### LIGHT/MEDIUM-DUTY TOTE-A-TORCH CUTTING

**#1753**

- Welds up to 1/2"
- Cuts up to 4"
- Includes 3/16" by 12-1/2' T-Grade hose



**Forney**

### 4-1/2" ANGLE GRINDER

#1905

- Wheel Size: 4-1/2"
- 9 Amp, Professional-Grade Motor
- Variable Speed: 3,000-11,000 RPM
- Multi Position Handle
- Built in lock-on Switch
- Light Weight, Ergonomic Design
- Arbor Size: 5/8"-11
- Includes Spanner Wrench
- Rated Voltage: 120V ~ 60Hz
- Power Cord: 6'-5"



PART #	DESCRIPTION	PRICE
#30405	5 LBS. E6013 1/8" STICK ELECTRODE	
#31205	5 LBS. E6011 1/8" STICK ELECTRODE	
#30805	5 LBS. E7018 1/8" STICK ELECTRODE	
#42300	E71T-GS SELF, .030" X 2 LBS., STEEL FLUX	
#42302	E71T-GS SELF, .035" X 2 LBS., STEEL FLUX	
#42301	E71T-GS SELF, .030" X 10 LBS., STEEL FLU	
#53422	LEATHER WELDING GLOVE SIZE LARGE	
#53410	SIGNATURE WELDING GLOVE SIZE LARGE	

### WELDING HELMETS



SUPPLIER	PART #	DESCRIPTION	PRICE
FORNEY	55731	EASY WELD BLACK MATTE ADF WELDING	
FORNEY	55732	EASY WELD VELOCITY ADF WELDING HE	
FORNEY	55735	CAMO - AUTO DARKEING HELMET	
FORNEY	55857	BLACK MATTE ADF WELDING HELMET	
FORNEY	55859	SCORCH ADF WELDING HELMET	
FORNEY	55938	PRO WARHAWK ADF WELDING HELMET	
AMERICAN FORGE AND FOUNDRY	47102	GRAY MATTER GRAPHIC PREMIUM ADF WELDING HELMET	
AMERICAN FORGE AND FOUNDRY	47100	6 FEET UNDER GRAPHIC PREMIUM ADF WELDING HELMET	
AMERICAN FORGE AND FOUNDRY	47104	REAPERS N' ROSES GRAPHIC PREMIUM ADF WELDING HELMET	
AMERICAN FORGE AND FOUNDRY	47105	BEAD DEMON GRAPHIC PREMIUM ADF WELDING HELMET	
AMERICAN FORGE AND FOUNDRY	47101	HELLFIRE GRAPHIC PREMIUM ADF WELDING HELMET	
AMERICAN FORGE AND FOUNDRY	47103	FREEDOM GRAPHIC PREMIUM ADF WELDING HELMET	



# FLUID & GREASE HANDLING

## 0.5-GALLON PNEUMATIC BRAKE FLUID EXCHANGER

#JDI-050EV

- Clean and simple brake bleeding
- Compressed air/venturi vacuum operation
- Heavy-Duty polyethylene construction
- Muffler for quiet operation
- Convenient carry handle
- Evacuates a variety of other fluids from vehicles or small engines



**JohnDow**  
Automotive Service Equipment

## 1.7-GALLON MANUAL FLUID EXTRACTOR

#JDI-172EV

- Portable & versatile
- Includes extractor tubes
- Hand Pump Activated vacuum operation
- Sliding foot pedal for stability
- Automatic stop to prevent overflow



**JohnDow**  
Automotive Service Equipment

## 2.7-GALLON PNEUMATIC FLUID EXTRACTOR

#JDI-277EV

- Efficiently extract a wide range of fluids from tanks and reservoirs
- Includes extractor tubes
- Compressed air/venturi vacuum operation
- Heavy-duty polyethylene construction



**JohnDow**  
Automotive Service Equipment

## 6-GALLON FLUID EVACUATOR

#JDI-6EV

- Easy-to-read vacuum generator
- Six suction probes for most applications
- 7 Inch wheels for easy handling
- Three 'OE style' evacuator adapters
- Sight tube for quick indication of fluid level



**JohnDow**  
Automotive Service Equipment

## 25-GALLON HD SELF-EVAC OIL DRAIN

#JDI-25HDC

- "Top Of The Line" - Designed and built with superior quality and performance in mind
- Auto-Check Technology for easy, automatic drain evacuation
- Sight glass gives a quick indication of fluid level
- Molded poly tool tray
- 4-caster design
- Chemical & oil resistant casters
- 16" funnel with expanded metal screen



**JohnDow**  
Automotive Service Equipment

## 10-GALLON LOW PROFILE A/F DRAIN WITH PUMP

#JDI-AF10E

- 110V electric pump for easy evacuation
- 10' quick disconnect evacuation hose
- 5" ground clearance
- All steel construction
- Long reach T-Handle



**JohnDow**  
Automotive Service Equipment

## POLY 22-GALLON A/F DRAIN

#JDI-22DCAF

- Built-in filter drain
- Pop-up fluid level indicator
- 3" access port
- Padded handle bars
- Convenient drain valve adapts to most quick disconnect couplers



**JohnDow**  
Automotive Service Equipment

## 17-GALLON LOW-PROFILE OIL DRAIN

#JDI-LP4

- 10" ground clearance
- Easily converts to self-evac drain with air evacuation kit (sold separately)
- Expanded metal shield
- Long-reach T-Handle



**JohnDow**  
Automotive Service Equipment

## AIR EVACUATION KIT

#JDI-EK

- 7 PSI fixed regulator
- Safety relief valve
- 10' evacuation hose & 2" drain plug



**JohnDow**  
Automotive Service Equipment

## 25-GALLON UL DIESEL CADDY

#FC-25DC

- UL Listed and complies with OSHA guidelines
- 10" steel wheels
- Fill level gauge
- Fire-screened vent and filler neck
- 8' suction / discharge hose with internal steel grounding wire



**JohnDow**  
Automotive Service Equipment

## 25-GALLON UL LISTED GAS CADDY

#FC-25GC

- Designed for professional automotive service facilities
- Tested & approved to UL (MH62827) requirements for leakage, rupture, stability, abuse, & endurance
- For use with Gasoline, Diesel, Kerosene, Bio-Diesel, & Transmission Fluid
- 25-Gallon capacity steel tank
- UL Listed (MH62827) cast iron pump



**JohnDow**  
Automotive Service Equipment

## 18-GAL SELF-EVAC OIL DRAIN

#JDI-18DC

- Offers a pressure relief safety valve to prevent over pressurizing the tank, & (4) 3-inch chemical resistant casters
- 18-gallon steel tank
- Height adjustments from 36-1/2" to 59"
- Pressure relief safety valve
- Reinforced 16" deep drawn 'centered' funnel



**JohnDow**  
Automotive Service Equipment

## 2-PACK OIL DRAIN SPLASH PADS

#JDI-SP1

- Tight weaves eliminates splatter or splashing
- Fits standard oil drain pans with trimming ease for perfect fitment



**JohnDow**  
Automotive Service Equipment



<b>18-GALLON OIL DRAIN</b> <b>#3601</b>	<b>MODEL 8620A PUMP W/MODEL 8625 BAND DOLLY</b> <b>#8621A</b>	<b>MODEL 8620A W / MODEL 8620AK1 FOUR-WHEEL CART</b> <b>#8622A</b>	<b>18 GALLON ECONOMY WASTE OIL DRAIN</b> <b>#8893</b>
--------------------------------------------	------------------------------------------------------------------	-----------------------------------------------------------------------	----------------------------------------------------------

- Pressurized 18 gallon portable fluid drain tank with 14" bowl
- Accepts standard shop air up to 150 psi; includes combo evacuation hose/sight gauge



- For use with 16-gallon (120 lbs) containers
- 50:1 pump
- 70-100 PSI operating pressure
- Pumps up to 1.76 lbs. per minute
- 82 dB noise level
- 13' delivery hose
- 15.10" drum cover
- 14-1/2" follower plate
- Control valve
- Ship weight 38 lbs.



- For use with 16-gallon (120 lbs) containers
- 50:1 pump
- 70-100 PSI operating pressure
- Pumps up to 1.76 lbs. per minute
- 82 dB noise level
- 13' delivery hose
- 15.10" drum cover
- 14-1/2" follower plate
- Control valve
- Includes 4-wheel cart
- Ship weight 38 lbs.



- 18 gallon steel recovery tank with 6' wire reinforced drain hose.
- Tank mounted oil level sight gauge
- Standard 14" x 5" deep drain funnel
- Extendable drain tube from 43.5" to 71"
- Preset pressure regulator
- Heavy duty wheels and casters
- Ship weight 66 lbs.



**50:1 AIR-OPERATED PORTABLE GREASE UNIT 35 LB**  
**#8600A**

- For use with 5-gallon (35 lb.) containers
- 50:1 pump
- 70-100 PSI operating pressure
- Pumps up to 1.76 lbs. per minute
- 82 dB noise level
- Carrying handle
- 13' delivery hose
- 12.20" drum cover
- Control valve
- Ship weight 23 lbs.



**50:1 AIR-OPERATED PORTABLE GREASE UNIT 120 LB**  
**#8620A**

- 50:1 Air-operated grease pump only for use with 16-gallon (120 lb.) containers.
- Ship weight



**24 GALLON WASTE OIL DRAIN**  
**#8890**

- Large 24 gallon steel recovery tank with 6' drain hose
- Tank-mounted oil-level sight gauge and convenient tool tray
- Standard 15-3/4" drain funnel and wide 24" funnel adapter (shown) with drain tube that extends from 54" to 79"
- Pressure regulator
- Heavy duty wheels and casters
- Ship weight 82 lbs



**RUBBERIZED TOOL TRAY**  
**#JDI-RT1**

- 14 3/4" L x 6 1/4" H x 1" D
- Molded rubber to conform to different surfaces
- Skid-reducing



**PNEUMATIC BRAKE BLEEDER & DISPENSER**  
**#MV7135**

- Utilizes compressed "shop-air" to produce vacuum for extracting and pressure for dispensing
- Includes accessories for extracting used brake fluid while refilling with new



**FLUID EVACUATOR / DISPENSER, 10L**  
**#MV7110**

- Utilizes compressed "shop-air" for dispensing and extracting
- 2.5 gal (10) capacity reservoir
- Convenient flow control and auto-shutoff valve
- Includes combination pressure/vacuum gauge



**2.3-GAL PNEUMATIC FLUID EVACUATOR**  
**#MV7300**

- Air operation
- Brake bleeding



**FUEL EXTRACTOR DISPENSER**  
**#MVA6853**

- Easy to clean; hose and seals are simple to replace
- Connections compatible with other Mityvac fuel system connectors



**12V LITHIUM-ION POWERLUBER + 2 BATTERIES**  
**#1264**

- 3-Point base keeps tool upright and stable
- Light weight and comfortable grip reduces fatigue and makes lubricating easier
- Delivers up to 8,000 PSI to easily bust through dirty or clogged grease fittings



**LINCOLN GREASE GUNS**

MODEL	PART #	PRICE
LEVER	T142	
LEVER, DUAL POSITION	T154	
HD PISTOL	T134	



SKR200



\*Hybrid Machine

MODEL	REFRIGERANT	A / C SERVICE	WARRANTY	FREIGHT	PRICE	FINANCE
SKR200	R-134A	AUTOMATIC & MANUAL	1 YEAR	INCLUDED		
SKR300H*	R-134A	AUTOMATIC & MANUAL	1 YEAR	INCLUDED		
SKR400*	R-1234YF	AUTOMATIC & MANUAL	1 YEAR	INCLUDED		

## POWER STEERING FLUID EXCHANGER

#33010000 (MODEL PSE1)

- Portable & lightweight
- 12v operation
- 5 Quart new & used fluid tanks
- Options: with cart, with cart and rechargeable 12v power system, additional new fluid tanks



## DIFFERENTIAL FLUID EXCHANGER

#32010000 (MODEL DFE1)

- Electronic handheld control for precise fluid control
- 5 Quart new & used fluid tanks
- Air actuated, high volume pump for viscous gear oils
- Includes custom steel cart with on-board rechargeable 12v battery with charger
- Options: additional new fluid tanks



## DUAL MODE COOLANT FLUID EXCHANGER

#35010000 (MODEL VFX1)

- Dual-mode functionality-in-line back flush or vacuum drain-n-fill
- Time saving efficiency-vacuum elimination of airlocks
- Multi-fluid tank exchange & 2 Interchangeable new fluid tanks
- 15-Gallon used fluid tank
- Easy to follow color-coded operation with quick-reference guide
- High-efficiency "engine off" flush & Pressure check/vacuum test



## DUAL MODE TRANSMISSION FLUID EXCHANGER

#30140000 (MODEL ATF4)


- Cooler line & dipstick service
- Measures in 0.1 Qt increments
- Never needs recalibration
- 32qt new & used tanks
- Can be used with heavy-duty vehicles
- 3 Pumps eliminates internal fluid cross-contamination
- Adapters included



## VISUAL OPTICAL HEADLIGHT AIMER

#01010000 (MODEL SCA 1)

- Revolutionary ISO color technology takes the guesswork out of headlamp alignment
- Durable & lightweight / Adjustable height
- Laser floor slope measurement is accurate & easy to achieve
- Field calibration \ Accurate & repeatable alignment
- Compact & portable
- Non-electric
- Rotational mast allows for easy alignment of optical head to vehicle



## DIGITAL CAMERA HEADLIGHT AIMER

#06010000 (MODEL DVA 6)

- Aligns all lamp patterns: SAE, VOR, VOL, Euro
- Aligns all lamp types: Halogen, Xenon, HID, LED
- LCD Color touch screen
- Multi-language: English, French & Spanish
- Line laser vehicle alignment
- Laser centering on headlamp
- Laser floor slope measurement
- Multi-bay usage & floor-slope recording
- Rechargeable battery operated
- RS232, Ethernet, WI-FI, Bluetooth capable
- Optional printer available
- 1-Year warranty



## FUEL SERVICE TOOL

#38010000  
(MODEL FST24)

- Cleans deposits from intake valves, fuel injectors & combustion chambers
- Restores lost power & improves fuel economy
- Lightweight fiberglass & aluminum construction
- Adjustable pressure regulator
- Works off shop air
- S Tool Adapter Included



## DIESEL INJECTION TOOL

#39010000  
(MODEL DST32)

- Removes deposits from injectors, improving injector spray pattern
- Removes combustion chamber & piston top deposits
- Reduces engine particulate emissions that clog EGR system coolers, valves & DPR system
- Improves fuel economy, engine power & responsiveness
- Adapters Included



## BRAKE FLUSH ASSISTANT

#37010000  
(MODEL BFA1)

- Performs on low pressure & high pressure / hybrid systems
- Up to 120 PSI rating
- Light weight, easy to use
- Coalescing filter for air contaminant removal
- Adapters Included



## SAFEGUARD CORNER PROTECTION PADS

#22001020

- Door ding & corner protection
- Magnetic attachment
- Use on lifts, tool chests, shop corners or any edge you need to protect
- Ships as a pair of SAFEGUARD protection pads




**TRFA01 | #20000**


- Auto-Stop Sensor
- 4 AA Battery Power
- 2.4 Gallons/Minute

**TRFA01-XL | #20066**

- Auto-Stop & 51" Hose
- 4 AA Battery Power
- 2.3 Gallons/Minute

**TREP01-T | #20082**

- Telescopic Intake
- 2 D Battery Power
- 2.4 Gallons/Minute

**TRHA01 | #20039**

- 24" Discharge Hose
- 2 AA Battery Power
- 2.4 Gallons/Minute

**TRHA03 | #20046**

- Auto-Stop Sensor
- 2 AA Battery Power
- 2.4 Gallons/Minute

**TREDRUM | #20010**

- Electric Drum Pump
- 110V AC Plug-In
- 7.1 Gallons/Minute

**TREDRUM-TB | #20011**

- Electric Drum Pump
- Li-Ion Battery
- 6 Gallons/Minute

**TREDRUM-DC | #20008**

- DC 12V Cable
- Shock-Safe
- For TREDRUMT

**TREDRUM-E | #20079**

- Electric Drum Pump
- 110V AC Plug-In
- 4.2 Gallons/Minute

**TREDRUM-E-CH | #20092**

- Ethanol & Methanol
- 110V AC Plug-In
- 4.2 Gallons/Minute

**TRPAIL | #20078**

- Electric Pail Pump
- 110V AC Plug-In
- 4.5 Gallons/Minute

**TREP03 | #20003**

- DC Clips Included
- 12V AC/DC Plug-In
- 2.8 Gallons/Minute

**TRM20 | #20004**

- Siphon Action
- 3.2 Gallons/Minute
- Gas Can Adapter

## LIQUID COMPATIBILITY

	TRFA01	TRFA01-XL	TREP01-T	TRHA01	TRHA03	TREDRUMT	TREDRUM-TB	TREDRUM-E	TREDRUM-E-CH	TRPAIL	TREP03	TRM20
Gas	✓	✓	✓	✓	✓			✓		✓	✓	✓
Diesel	✓	✓	✓	✓	✓	✓	✓	✓		✓	✓	✓
Kerosene	✓	✓	✓	✓	✓	✓	✓	✓		✓	✓	✓
DEF			✓	✓	✓	✓	✓	✓	✓	✓	✓	✓
Antifreeze			✓			✓	✓	✓		✓	✓	✓
Washer Fluid			✓			✓	✓	✓		✓	✓	✓
Engine Oil						✓	✓			✓		
Hydraulic Fluid						✓	✓			✓		
E85			✓					✓		✓	✓	✓
Ethanol									✓			
Methanol									✓			
Ag Chemicals			✓			✓	✓	✓		✓	✓	✓
Brake Cleaner									✓			
Potable Water												



# AIR COMPRESSORS



## ABAC COMPRESSORS & DRIERS

MODEL	DESCRIPTION	PRICE	FINANCE
#AB3-2160V1	3.5 HP 60-GAL VERTICAL, 135 PSI, 230/1/60, 12.35 CFM SINGLE STAGE		
#AB5-2160V4	5 HP 60-GAL VERTICAL, 175 PSI, 230/1/60, 14.6 CFM 2 STAGE		
#AB5-2180V4NS	5 HP 80-GAL VERTICAL, 175 PSI, 230/1/60, 14.6 CFM 2 STAGE		
#AB13-30GH	13 HP HONDA GAS DRIVE, 30-GAL HORIZONTAL, 175 PSI, 22 CFM		
#ABC7-2180VFF	7.5 HP 80-GAL VERTICAL, 175 PSI, 230/1/60, 21 CFM 2 STAGE		
#ABC10-23120H	10 HP 120-GAL HORIZONTAL, 175 PSI, 230/3/60, 32 CFM 2 STAGE		
COOL 35	35 ACFM REFRIGERATED DRIER 115V/60		
COOL 50	50 ACFM REFRIGERATED DRIER 115V/60		

## 5HP 230V 1 PH 60-GAL 2 STAGE COMPRESSOR

#2V41C60VC

- 4 Cylinder Pump
- 15.4 ACFM @100 PSI
- No starter required
- 175 Max PSI
- Made in USA



## BELAIRE

MODEL	DESCRIPTION	PRICE	FINANCE
#6061V	3.5HP 230V 1PH 60-GAL SINGLE STAGE		
#4916V	5HP 230V 1PH 60-GAL 2-STAGE		
#318VL	7.5HP 208-230 1PH 80-GAL 2-STAGE		
#318VLE	7.5HP 208-230 1PH 80-GAL 2-STAGE ELITE		



## INDUSTRIAL GOLD

6HP CRX ENGINE DRIVEN  
WHEEL BARROW  
COMPRESSOR #P55XG11  
12CFM@125PSI

30 GALLON 14HP COMPRESSOR  
#CI13GEX30  
CRX ENGINE DRIVEN,  
23CFM@175PSI

80 GALLON, 2 STAGE  
COMPRESSOR #CI7521E80V  
7.5HP, 1 PHASE, 208-230V,  
23CFM@175PSI

## PORTABLE AIR COMPRESSORS

#550, #555



Foreman

MODEL	CFM	PRICE
#550	2.5	
#555	4.5	

## AIR HOSE REELS



JohnDow  
Automotive Service Equipment

LINCOLN

SUPPLIER	MODEL	DESCRIPTION	FREIGHT	PRICE
JOHN DOW INDUSTRIES	#JD-1250	1/2" X 50' - 300 PSI	NOT INCLUDED	
JOHN DOW INDUSTRIES	#JD-3850	3/8" X 50' - 300 PSI	NOT INCLUDED	
JOHN DOW INDUSTRIES	#JDH-1450	1/4"X50' - 5000 PSI	NOT INCLUDED	
JOHN DOW INDUSTRIES	#JDM-3850	3/8"X50'-2250 PSI	NOT INCLUDED	
JOHN DOW INDUSTRIES	#JDM-1250	1/2"X50'-2250 PSI	NOT INCLUDED	
AMERICAN FORGE & FOUNDRY	#760	3/8" X 50'	NOT INCLUDED	
AMERICAN FORGE & FOUNDRY	#761	1/2" X 50'	NOT INCLUDED	
LINCOLN	#83753	3/8" X 50'	NOT INCLUDED	

Prices & specifications are subject to change without notice or liability. Prices do not include vehicles, installation freight or optional equipment unless specified. Customers are responsible for off-loading equipment upon arrival. Ask your sales rep for details. WARNING: These products can expose you to certain chemicals, which is known to the State of California to cause cancer. For more information, go to [www.P65Warnings.ca.gov](http://www.P65Warnings.ca.gov).

## 3/8 OILSHIELD RUBBER AIR HOSE

- Heavy Duty Oil resistant Air Hose
- 100% Rubber
- Nitrile core & covering
- 300 psi working pressure / 1200 psi burst pressure



MODEL	PART #	PRICE
3/8 X 35FT	OS3835	
3/8 X 50FT	OS3850	
3/8 X 100FT	OS38100	



## AVAGARD RUBBER AIR & WATER HOSE

- Lightweight / Super Strong
- 100% Rubber "Red Rubber Hose"
- AIR HOSES: 300 psi working pressure / 1200 psi burst pressure
- WATER: 500 psi burst pressure



MODEL	PART #	TYPE	PRICE
3/8 X 25FT	AVG3825	AIR	
3/8 X 50FT	AVG3850	AIR	
3/8 X 100FT	AVG38100	AIR	
5/8 X 25FT	AVG5825WD	WATER	
5/8 X 50FT	AVG5850WD	WATER	



## BLUE SHIELD PRESSURE WASHER HOSES

- WOVEN HOSES W/ COUPLER:
- 3000 psi working pressure
  - 12,000 psi burst pressure with bend restrictions
  - Handles hot water up to 250 Degrees



- KEVLAR BRAIDED:
- 4100 psi working pressure
  - 16,400 psi burst pressure with bend restrictions
  - Aramid woven braided reinforcement

MODEL	PART #	TYPE	PRICE
1/4 X 25FT	PWP1425-CP	WOVEN	
1/4 X 50 FT	PWP1450-CP	WOVEN	
3/8 X 35FT	PW3835	KEVLAR	
5/8 X 50FT	PW3850	KEVLAR	



## 5/8 BLUSEAL RUBBER WATER HOSE

- 40% lighter than standard rubber hoses
- 3000 psi burst pressure
- Handles hot water up to 212 degrees
- Lightest/strongest/most flexible/
- Includes chrome plated brass fittings



MODEL	PART #	PRICE
5/8 X 15FT	BS5815	
5/8 X 25FT	BS5825	
5/8 X 50FT	BS5850	
5/8 X 75FT	BS5875	



## RAPID TIE VINYL TIE DOWN STRAP

- Non-Marring / Flexible / Vinyl Tie Down
- UV Resistant
- Stretches up to 50%
- No metal hooks
- Adjustable
- PATENTED



MODEL	PART #	PRICE
BLACK 2 PER CARD	BBRT01-10BK	
YELLOW 2 PER CARD	BBRT01-10-YL	
ASSORTED 48 CARDS	BBRTDP-2MX-48	



## 1/4 AVAGARD POLY PU AIR HOSE

- 3 Layered durable construction
- Oil resistant & comes with a "bend restrictor" for better use and easier control over the hose
- Spiral braided reinforcement
- 300 psi



MODEL	PART #	PRICE
1/4 X 15FT	PURB1415	
1/4 X 25FT	PURB1425	

## BLUSEAL AIR HOSE REELS

MODEL	PART #	PRICE
5/8 X 50FT	BSWR5850	
5/8 X 50FT	BSWR5850-GY	
3/8 X 50 FT	BBR3850	
1/2 X 50 FT	BBR1250	
3/8 X 50 FT	OSRDA3850	
3/8 X 100 FT	OSRDA38100	







**OFFERS VALID JANUARY 1 - MARCH 31, 2024**

**BUY (1)**



2719-20  
M18 FUEL™ Hackzall

**GET (1) VIA E-REBATE**



48-11-1850  
M18™ REDLITHIUM™  
XC5.0  
Battery Pack  
\$159 VALUE



**SCAN  
HERE FOR  
E-REBATES**

**BUY (1)**

2554-22  
M12 FUEL™  
Stubby 3/8"  
Impact Wrench Kit



**GET (1)**

**VIA E-REBATE**

48-11-2450  
M12™ REDLITHIUM™  
HIGH OUTPUT™  
XC5.0 Battery



2821-20  
M18 FUEL™ SAWZALL®  
Recip Saw, Gen 2

**SAVE  
\$20**



2646-22CT  
M18™ 2-Speed Grease Gun Kit  
(2 Batteries)



2869-20  
M18 FUEL™ 1" D-Handle  
Ext. Anvil High Torque Im-  
pact Wrench w/ONE-KEY™



2646-21CT  
M18™ 2-Speed Grease Gun Kit  
(1 Battery)



2869-22HD  
M18 FUEL™ 1" D-Handle Ext. Anvil High  
Torque Impact Wrench w/ONE-KEY™ Kit

**NEW**

2967-20  
M18 FUEL™  
1/2" High Torque  
Impact wrench with  
Friction Ring Kit



**NEW**

0801-20  
M18 70K BTU Forced  
Air Propane Heater



Milwaukee products must be purchased in the promotional period of 1/1/24 – 3/31/24 from a participating Milwaukee Tool dealer.

All redemption offers must be received with required information by close of business 4/15/2024. Scan code – OR –  
Visit the Milwaukee e-rebate promotion submission & information site. Go to [www.milwaukeetool.com/e-rebates/auto](http://www.milwaukeetool.com/e-rebates/auto).





**SAVE  
\$10**

0880-20  
M18™ 2-Gallon  
Wet/Dry Vacuum



2438-22X  
M12™ Variable  
Speed Spot  
Polisher and  
Sander Kit



2567-22  
M12 FUEL™  
3/8" High  
Speed  
Ratchet Kit



**BUY  
(1)**

2569-20  
M12 FUEL™ 3/8"  
Extended Reach High  
Speed Ratchet

**GET (1)**

**VIA E-REBATE**


48-11-2425  
M12™ REDLITHIUM™  
HIGH OUTPUT™  
CP2.5 Battery




**SCAN  
HERE FOR  
E-REBATES**



2557-22  
M12 FUEL™  
3/8" Ratchet  
2 Battery Kit



2126-21XC  
M12 Underbody  
Light Kit





# HAND TOOL PROMOTIONS



**48-22-9151**  
48oz Dead Blow  
Hammer



**48-22-9150**  
28oz Dead Blow  
Hammer



**48-22-9131**  
24oz Steel Ball  
Peen Hammer



**48-22-9130**  
16oz Steel Ball  
Peen Hammer




**48-22-9141**  
32oz Dead Blow  
Ball Peen Hammer




**48-22-9140**  
16oz Dead Blow  
Ball Peen Hammer



**48-22-0325**  
25ft Compact Wide Blade  
Magnetic Tape Measure



**48-22-9516**  
15pc Ratcheting Combination  
Wrench Set - Metric



**48-22-9008**  
56pc 3/8" Drive SAE and Metric  
Ratchet and Socket Set



# HAND TOOL PROMOTIONS



**48-89-2332**  
RED HELIX™ Cobalt  
Drill Bit Set – 29pc



**48-89-9221**  
Step Drill Bit Set (3PC)



**48-22-1901**  
FASTBACK™ Flip Utility Knife



**48-22-1535**  
FASTBACK™ Camo  
Spring Assisted Knife

**49-22-4025**  
13pc HOLE DOZER™  
General Purpose Hole Saw Kit



**48-00-5036**  
9" 5 TPI SAWZALL®  
Blades (5 pk)



**48-00-5184**  
6" 18 TPI SAWZALL®  
Blades (5 pk)



**48-00-5188**  
12" 18 TPI SAWZALL®  
Blades (5 pk)



**48-00-5186**  
6" 24 TPI SAWZALL®  
BLADES (5 pk)



# Homak®

## RS

**Homak Exclusive Limited Lifetime Warranty**  
Built to Last

**CASTERS CAPACITY**  
**660LBS**

**CASTERS CAPACITY**  
**520LBS**

**24" DEEP**  
100/200 LBS DRAWER CAPACITIES

**NON-SLIP**  
PVC DRAWER LINER

**UP-PROTECTIVE FINISH**  
**CONSTRUCTED WITH 16 GAUGE STEEL FRAME**

**LIFT LATCH DRAWER PULLS**

AVAILABLE IN  
**27" 36" 41" 54" 72"**

AVAILABLE IN  
**BK BL RD LG OG**



### 72"

#### 72" RS Pro 12 Drawer Top Chest w/ Power Strip

BK02072120	Midnight Black
BL02072120	Rally Sport Blue
RD02072120	Fury Red
LG02072120	Monster Green
OG02072120	Competition Orange

### 72"

#### 72" RS Pro 16 Drawer Roller Cabinet

BK04072160	Midnight Black
BL04072160	Rally Sport Blue
RD04072160	Fury Red
LG04072160	Monster Green
OG04072160	Competition Orange



### 54"

#### 54" RS Pro 1 Drawer Hutch w/ Power Strip

BK02054010	Midnight Black
BL02054010	Rally Sport Blue
RD02054010	Fury Red
LG02054010	Monster Green
OG02054010	Competition Orange

### 72"

#### 72" RS Pro 3 Drawer Hutch w/ Power Strip

BK02072010	Midnight Black
BL02072010	Rally Sport Blue
RD02072010	Fury Red
LG02072010	Monster Green
OG02072010	Competition Orange

### 54"

#### 54" RS Pro 10 Drawer Roller Cabinet w/ Stainless Steel Top

BK04054014	Midnight Black
BL04054014	Rally Sport Blue
RD04054014	Fury Red
LG04054014	Monster Green
OG04054014	Competition Orange

### 72"

#### 72" RS Pro 16 Drawer Roller Cabinet w/ Stainless Steel Top

BK04072164	Midnight Black
BL04072164	Rally Sport Blue
RD04072164	Fury Red
LG04072164	Monster Green
OG04072164	Competition Orange



### 54"

#### 54" RS Pro 8 Drawer Top Chest w/ Power Strip

BK02065800	Midnight Black
BL02065800	Rally Sport Blue
RD02065800	Fury Red
LG02065800	Monster Green
OG02065800	Competition Orange

### 41"

#### 41" RS Pro 7 Drawer Top Chest w/ Power Strip

BK02004173	Midnight Black
BL02004173	Rally Sport Blue
RD02004173	Fury Red
LG02004173	Monster Green
OG02004173	Competition Orange

### 36"

#### 36" RS Pro 4 Drawer Top Chest w/ Power Strip

BK02036040	Midnight Black
BL02036040	Rally Sport Blue
RD02036040	Fury Red
LG02036040	Monster Green
OG02036040	Competition Orange

### 27"

#### 27" RS Pro 4 Drawer Top Chest w/ Power Strip

BK02027401	Midnight Black
BL02027401	Rally Sport Blue
RD02027401	Fury Red
LG02027401	Monster Green
OG02027401	Competition Orange

### 54"

#### 54" RS Pro 10 Drawer Roller Cabinet

BK04054010	Midnight Black
BL04054010	Rally Sport Blue
RD04054010	Fury Red
LG04054010	Monster Green
OG04054010	Competition Orange

### 41"

#### 41" RS Pro 9 Drawer Roller Cabinet

BK04004193	Midnight Black
BL04004193	Rally Sport Blue
RD04004193	Fury Red
LG04004193	Monster Green
OG04004193	Competition Orange

### 36"

#### 36" RS Pro 7 Drawer Roller Cabinet

BK04036070	Midnight Black
BL04036070	Rally Sport Blue
RD04036070	Fury Red
LG04036070	Monster Green
OG04036070	Competition Orange

### 27"

#### 27" RS Pro 7 Drawer Roller Cabinet

BK04027770	Midnight Black
BL04027770	Rally Sport Blue
RD04027770	Fury Red
LG04027770	Monster Green
OG04027770	Competition Orange



# Homak®



Side Locker and Side Cabinet Sold Separately

**LIMITED LIFETIME WARRANTY**  
Built to last

SPRING LOADED CASTERS  
**1300LBS**  
410KGS

**30" DEEP**  
265/530 LBS  
DRAWER CAPACITIES

**NON-SLIP**  
PVC DRAWER LINER

**CONSTRUCTED WITH**  
16 GAUGE STEEL FRAME

UV PROTECTIVE FINISH

LIFT LATCH  
DRAWER PULLS

AVAILABLE IN  
**60" 72"**  
AVAILABLE IN  
**BK BL RD**

**72"**  
**72" Big Dawg HXL Pro Hutch**  
HX02072001 Midnight Black  
HX02072002 Rally Sport Blue  
HX02072003 Fury Red

**72"**  
**72" Big Dawg HXL Pro 18 Drw Roller Cabinet w/ Stainless Steel Top**  
HX04072171 Midnight Black  
HX04072172 Rally Sport Blue  
HX04072173 Fury Red



**72"**  
**72" Big Dawg HXL Pro 13 Drw Top Chest w/ Power Strip**  
HX02072151 Midnight Black  
HX02072152 Rally Sport Blue  
HX02072153 Fury Red

**72"**  
**72" Big Dawg HXL Pro 18 Drw Roller Cabinet w/ Stainless Steel Top**  
HX04072171 Midnight Black  
HX04072172 Rally Sport Blue  
HX04072173 Fury Red



**60"**  
**60" Big Dawg HXL Pro Hutch**  
HX02060001 Midnight Black  
HX02060002 Rally Sport Blue  
HX02060003 Fury Red

**60"**  
**60" Big Dawg HXL Pro 10 Drw Roller Cabinet w/ Stainless Steel Top**  
HX04060111 Midnight Black  
HX04060112 Rally Sport Blue  
HX04060113 Fury Red



**60"**  
**60" Big Dawg HXL Pro 9 Drw Top Chest w/ Power Strip**  
HX02060101 Midnight Black  
HX02060102 Rally Sport Blue  
HX02060103 Fury Red

**60"**  
**60" Big Dawg HXL Pro 10 Drw Roller Cabinet w/ Stainless Steel Top**  
HX04060111 Midnight Black  
HX04060112 Rally Sport Blue  
HX04060113 Fury Red




# Homak®

**RS**  
PRO

**DEDICATED  
CORDLESS TOOL  
DRAWER  
WITH POWER STRIP**

**TWO POWER STRIPS: IN TOP  
TILL AND IN POWER DRAWER**  
115V POWER STRIP INCLUDES 4 OUTLETS &  
2 USB PORTS

POWER DRAWER HOLDS 4 POWER  
TOOLS AND HAS SPACE FOR BATTERY  
CHARGERS AND BATTERIES.



**24" DEEP**  
100/200 LBS  
DRAWER CAPACITIES

NON-SLIP  
PVC DRAWER LINER

UNPROTECTIVE  
FINISH  
LIFT LATCH  
DRAWER PULLS  
CONSTRUCTED WITH  
16 GAUGE STEEL FRAME

AVAILABLE IN



**44"**

**44" RS Pro 8 Drawer  
Flip Top Power Service Cart**

BK06044080 Midnight Black  
BL06044080 Rally Sport Blue  
RD06044080 Fury Red  
GR06044080 Battleship Gray



**35"**

**35" RS Pro 7 Drawer  
Flip Top Service Cart**

BK06035247 Midnight Black  
BL06035247 Rally Sport Blue  
RD06035247 Fury Red  
LG06035247 Monster Green  
OG06035247 Competition Orange



**35"**

**35" 4 Drawer Slide Top  
Service Cart**

TSS BK06043500 Midnight Black  
TSS BL06043500 Rally Sport Blue  
TSS RD06043500 Fury Red



**35"**

**35" 4 Drawer Flip Top  
Service Cart**

BK06032000 Midnight Black  
BL06032000 Rally Sport Blue  
RD06032000 Fury Red



**30"**

**30" 1 Drawer Service Cart**

TSS BK06030210 Midnight Black  
TSS RD06030210 Fury Red



**30"**

**30" 2 Tier Plastic  
Polypropylene Utility Cart**

PP06032021



**30"**

**30" 3 Tier Plastic  
Polypropylene Utility Cart**

PP06032031



**59"**

**59" INDUSTRIAL WORKBENCH**

GW00550150



**59"**

**59" INDUSTRIAL WORKBENCH  
WITH 2 DRAWERS**

GW00550170



**79"**

**79" INDUSTRIAL WORKBENCH  
WITH 3 DRAWERS**

GW00550160



**27"**

**2 Door Wall Cabinet**

GS00727021





## The Innovator in Specialty Tools



**HEAVY DUTY YOKE PULLER**  
Part # 60050



**NEW**

**ADJUSTABLE LUG NUT COVER REMOVER**  
Part # 51330



**FILTER WRENCH & SOCKET SET, 10 PC.**  
Part # 62250



**NEW**

**1/4" PRY BAR WITH STRIKE CAP**  
Part # 35100



**NEW**

**DEF & FUEL LINE DISCONNECT SET**  
Part # 38410



**NEW**

**BRAKE SPRING FORK**  
Part # 39770



**ELECTRICAL DISCONNECT PLIERS**  
Part # 37960



**NEW**

**RETRACTABLE RAZOR BLADE SCRAPER**  
Part # 52480



**8 QT. LOW PROFILE OIL DISPENSER**  
Part # 19602



**NEW**

**FLARE NUT SOCKET SET, 10 PC.**  
Part # 12030



**NEW**

**LINE SOCKET SET, 5 PC.**  
Part # 12090



**FLIP SOCKET SET, 4 PC.**  
Part # 13050



**FLIP SOCKET SET, 7 PC.**  
Part # 12950



**NEW**

**INJECTOR RAIL FUEL LINE CAP SET, 5 PC.**  
Part # 39770



**ALUMINUM SPRING DISCONNECT SET, 13 PC.**  
Part # 39480

### HD FILTER WRENCHES 1-1/2" BAND

**NEW**



**4-1/2" HD FILTER WRENCH, 1-1/2" BAND, Range 3-3/4" - 4-1/2"** Part # 53390  
**5" HD FILTER WRENCH, 1-1/2" BAND, Range 4-1/4" - 5-1/4"** Part # 53430  
**5-1/2" HD FILTER WRENCH, 1-1/2" BAND, Range 5-1/4" - 5-3/4"** Part # 53440

### HD FILTER WRENCHES 3" BAND

**NEW**



**4-1/2" HD FILTER WRENCH, 3" BAND, Range 3-3/4" - 4-1/2"** Part # 53030  
**5" HD FILTER WRENCH, 3" BAND, Range 4-1/4" - 5-1/4"** Part # 53050  
**5-1/2" HD FILTER WRENCH, 3" BAND, Range 5-1/4" - 5-3/4"** Part # 53090



## OIL & LUBE

### 1726 TOYOTA OIL FILTER WRENCH

64mm x 14 with 1/2" drive. Slim design & steel construction services 4, 6 & 8 Cyl Toyota, Lexus & Scion. Also fits Honda, Infiniti & Nissan spin-on filters.



### 7440 8 PC. OIL FILTER SOCKET SET

Low profile with 3/8" swivel adapter. Includes sizes: 24mm, 25mm, 27mm, 28mm, 29mm, 32mm, & 36mm. Packed in blow molded case for easy storage.



### 1320 8 PC. DRAIN PLUG KIT

Serves plastic oil, coolant, & other drain plugs. Won't damage drain plugs. Includes a T-handle with a square drive ball lock and 7 adapters servicing GM, Ford, Lincoln, Benz, BMW, Toyota, VW, Audi Porsche & More! Packed in blow mold case.



### SWIVEL WRENCH SETS

#### PART# INCLUDES

4325	2538, 2540, 2545, 2548
4325T	2545, 2548, 2551, 2552
4326	2538, 2540, 2545, 2548, 2552, 2551

Four piece oil filter wrench set w/ rubber-coated stand with flanged and magnetic base.



#4325

#4326

#4325T

### 8-1 OIL & LUBE MULTI-WRENCHES

#### PART# SIZE

2495K 12, 13, 14, 15, 16, 17, 18 & 19mm

2497K Square: 8mm, 10mm, 3/8" & 1/2" & Hex: 10, 12, 14 & 17mm

Fits oil drain, transfer case, & differential plugs. Offset head w/ yoke support for high torque, locks socket in position, nickel plated & built in magnet on handle. OAL: 10-1/2" (27cm).



#2495K



#2497K

### 026400 10 PC. OIL FILTER WRENCH KIT

Includes sizes: 76mm x 14, 74mm x 15, 86mm x 16, 88mm x 15, 74.5mm x 14, 64mm x 14, 27mm, 32mm, 24mm, 36mm. For cartridge style oil filters.



### 096950 11 PC. OIL FILTER WRENCH KIT

Includes sizes: 74/76mm x 15, 76mm x 14, 93mm x 15, 93mm x 36, 73mm x 14, 65/67mm x 14, 68mm x 14, 80mm x 15, 74mm x 15 & 76mm x 8, 76mm x 15.



## FLUID SERVICE

### 7400 ATF FILLING SYSTEM

9 liter (10 qt) tank unit dispenses fluid under pressure for fast, safe & clean refilling of ATF reservoirs.



### 7402 15 PC. ATF FILLER ADAPTER KIT

Use with #7400 ATF Filling System. Includes adapters servicing most makes & models.



### EXTRACTION & FILLING SYRINGES

#### PART# SIZE

7073 200cc/0.22qt

7077 1500cc/1.6qt

Handle all types of automotive fluid, including brake fluid. Cylinder body calibrated and clear for viewing volume. Small pump includes spring loaded, detachable tube w/ cap. Large pump includes control valve, gripping band & aluminum tip.



7073

7077

### 6510 FLUID EXTRACTOR TANK - 15L (4 GAL)

15L (4 Gallon) extra-large capacity tank services passenger vehicles, pick-up trucks and light duty trucks with large engines. Includes 4 hoses, including brake bleeder hose, servicing engine oil, transmission fluid, gear oil, coolant, power steering fluid & more.



### 6520 VACUUM COOLING SYSTEM FILLER KIT

Purges trapped air from cooling system. Tests for coolant system leaks and refills cooling system. Covers most vehicle radiators.



### 7050 4 PC. RADIATOR PRESSURE TEST KIT

Tests pressurized cooling systems up to 30 PSI. Kit includes pump with gauge, 12" hose & 3 radiator adapters.





## GENERAL SERVICE

### E-Z CHAMFER TOOL

#### PART# RANGE

3838 5/16" - 7/8" (8-22mm)  
3840 7/10" - 1.5" (18-38mm)

Chamfer the end of a bolt or rod. Efficiently removes burrs & ridges from bolts, pipe, threaded rod, bar & dowels. Suitable on mild to super hard steel.



#3838

#3840



### 8240 53 PC. UNIVERSAL RETHREADING SET

Comprehensive tap & die set for rethreading on automotive & industrial applications. Includes both metric and SAE.



### BOLT EXTRACTOR SETS

#### PART# DESCRIPTION

1232 Metric  
1234 SAE

Unique snowflake shape hex sockets are used for removing stuck or damaged bolts, nut & screws. Use with a 3/8" square drive ratchet. Sockets include knurled ring for extra grip. Metric sizes: 8mm, 10mm, 11mm, 12mm, 13mm, 14mm, 15mm, 16mm, 17mm, 19mm. SAE sizes: 1/4", 5/16", 3/8", 7/16", 1/2", 9/16", 5/8", 11/16", 3/4".



### HEAVY-DUTY CHAIN WRENCHES

#### PART# LENGTH

5052 36"  
5053 48"

Grab and turn objects of almost any shape. Rubber knurled handle for comfort and grip. Dual action headallows use in either direction. Thick bar stock with ratcheting action.



#5052

#5053

### 8995 5 PC. BEARING SPLITTER SET

Contains 4 bearing splitters and 1 V-Belt Pulley Pulling attachment tool. Use to remove bearings, races, and seals from axles, wheel hubs, transmissions, etc. without damage. Includes sizes: 8160 - 1/4" to 15/16", 8060 - 1/8" to 2-1/4", 8065 - 1/2" to 4-1/4", 8150 - 1/2" to 9", & 8165 - 1-3/4" to 5-7/8".



**NEW!**

## SPECIALTY SOCKETS

### 1220 16 PC. EPR 5 POINT TORX SOCKET SET

Set of EPR (5-sided) Torx Plus® profile sockets, from 6EPR to 32EPR. Also referred to as Pentalobe sockets. Manufactured from satin finish chrome vanadium and packed in an EVA foam tray for convenient storage in toolbox. Applications include new vehicle applications, including (but not limited to): Ford, Tesla, GM & more!



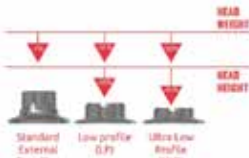
### 1189 18 PC DEEP METRIC SOCKET SET

120mm long sockets provide access to recessed areas w/ extra long bolts including glow plugs, Benz rear bumper covers, BMW valve cover bolts & gaskets. Sizes 6mm to 21mm. Also includes 2 drive adapters 1/2" to 3/8" & 3/8" to 1/4".



### 1469 - 11 PC. FLAT-CUT E-TORX SOCKET SET

Flat-face precision fit prevents rounding off flush-mount TORX® bolts. Slim profile design grabs recessed fasteners regular sockets can't. Includes Sizes: E5, E6, E7, E8, E10, E11, E12, E14, E16, E18 & E20. 3/8" Square Drive. Satin chrome vanadium steel construction. Packaged on socket rail. Applications: window regulators, drive plates, flywheels, body panels, and more!



**NEW!**



### SINGLE SIZE SOCKET SETS

PART# DESCRIPTION  
3805 10mm Socket Set - 10 Pc.  
6535 8mm Socket Set - 5 Pc.  
6540 12mm Socket Set - 10 Pc.

Dedicated single size socket sets in 8mm, 10mm, and 12mm variations. All packed on rail. Includes stubby, standard, deep, flex, and magnetic impact sockets.



#3805 & #6540

**NEW!**



#6535



## BRAKE, WHEEL & TIRE

### 4001 5 PC. EMERGENCY LUG NUT REMOVER SET

Internal reverse tapered thread to remove stripped lug nuts or lug nuts w/ missing keys. Range: 3/4" - 1-1/8" & 1/2" drive.



Scan for  
Video

### 1775 LUG DRILLER

Removes difficult locking bolts quickly w/o damage. Great for import vehicles w/ lost lug keys.



Scan for  
Video

### 1463 5 PC. HALF METRIC FLIP SOCKET SET

Includes four flip sockets and one 1/2" drive extension. Sizes: 21mm x 21.5mm, 18.5mm x 19.5mm, 22mm x 22.5mm & 19mm x 21mm.



Scan for  
Video

### 7394 - 18 PC. BRAKE CALIPER SOCKET SET

Includes newest and most commonly used caliper sockets for most makes and models, including domestic and Euro applications.



### 5700 6 PC. EMERGENCY FLIP SOCKET SET

Hex and Twisit Type Flip sockets, sizes: 17mm, 19mm, 21mm, 7/8" & 13/16"



### 7800 9 PC. THIN WALL METRIC SOCKET SET

Includes all sockets from #1014 kit, plus sizes: 13/16", 7/8", 1", 1-1/16" & 17mm "flower design".



### 1945 BRAKE BLEEDER WRENCH KIT

Wrenches seal to bleeder valve. 6-point hex wrench sizes: 3/8", 7mm, 8mm, 9mm, 10mm, 11mm, 12mm & 4' silicon hose.



### 7466 15 PC. SHOCK & STRUT TOOL KIT

Go Through Ratchet & Sockets with thin-wall to clear camber plate & deep to reach nut. Use w/ 1/2" drive sliding T-bar for better torque.



### 7300 11 PC. BRAKE BLEEDER ADAPTER KIT

10 Master Cylinder Adapters, plus 1 Quick Coupler. Use with CTA #7015 Pressure Bleeder Tank or non-CTA brand tanks with CTA #7043 quick coupler (included). Services most makes & models. Includes: #7022 - Asian, #7023 - GM/Chrysler, #7024 - GM/Chrysler, #7025 - Nissan, #7027 - GM/Chrysler, #7029 - European, #7030 - Honda, #7031 - Nissan, Mitsubishi, Subaru, Ford, #7032 - Honda, #7039 - Nissan & #7043 - Quick Coupler.



7026



7022

## IGNITION & ELECTRICAL

### 7392 6 PC. SPARK PLUG & GLOW PLUG SOCKET SET

Each socket is equipped with 15-20° swivel range for low clearance applications. Includes 5 plug protectors for sensitive PSG plugs

Includes sizes:

- 7392X08 - 8mm x 6-point
- 7392X09 - 9mm x 6-point
- 7392X10 - 10mm x 6-point
- 7392X12 - 12mm x 6-point
- 7392X14 - 14mm x 12-point
- 7392X16 - 16mm x 6-point



### 9812 26 PC. TERMINAL TOOL SET

Most extensive terminal tool set on market. High quality steel won't damage terminals. For both import and domestic vehicles and trucks, plus special tools for coolant sensors, wiring harnesses and terminal blocks on most vehicles.



### 1450 5 PC. WIRE INSTALLER KIT

Use to place and extract cables, Connectors and components. Reduce the chance of damage to wire insulation. Allows the user to push, pull and feed wires safely and accurately. Not for high voltage or live wire use. The wire install tools measure approximately 6" in length.



### 7662 92 PC. MASTER LINE KIT

Comprehensive testing kit for cars, trucks, tractors, ATVs, Motorcycles, boats & more. Effortlessly analyze voltage, continuity, impedance and current. Stainless steel probe tips & polypropylene coating. 1000V & 30 Amps plus CE certified w/ best heat insulation on market. Includes 5KΩ variable resistor potentiometers, alligator clips, acicular probes, LED stroboscope, SRS Connector, 1 to 2 connector, 1 to 1 ext cable, probes & terminals w/ banana sockets.



## TIMING & ENGINE SERVICE

### 5063 19 PC FORD TIMING KIT - SMALL ENGINE

Services Ford, Mazda & Lincoln small engine models. Includes #1025, #1026, #1090, #1804, #1806, #2223, #2822, #2880, #2884 & #5062



### 5067 FORD TIMING TOOL KIT - 2.0L

Includes #2880X04 T.D.C. Crank Timing Pin, #1026L Camshaft Alignment Tool, & #1804 Crankshaft Positioning Tool.



### 5068 FORD TIMING TOOL SET - 1.6L

Includes #1090 VCT Alignment Tool, #2880X03 T.D.C. Crank Timing Pin & #1806 Crankshaft Vibration Dampener Alignment Tool.



### 7641 FORD CAMSHAFT TIMING TOOL SET

Services: Ford Edge, Explorer, F150, Flex, Fusion, Mustang, Police Interceptor & Taurus, plus some Lincoln & Mazda applications.



### 1205 CAM PHASER KIT PENTASTAR VVL 3.6

Services 2016 and newer Chrysler, Dodge & Jeep models. Compare to factory tools: 10202, 10200A, 2025001090 & 2025002090.



### 4161 CHEVROLET TIMING KIT - 1.6L & 1.8L

Locks the camshafts in position on GM 1.6L & 1.8L engines. Also services 1.6L & 1.8L 16V Alfa Romeo and Fiat 2003-2012.



### 3895 ISX REAR CRANK SEAL/SLEEVE KIT

Use for install & removal of crankshaft rear main seal & wear sleeve. Applications: Cummins ISX, QSX, ISX15 & ISX12.



### 7320 - 6.7L POWERSTROKE CRANK SEAL KIT

Kit provides tools required to remove and install all crankshaft seals on a 6.7L PowerStroke. Services F-250, F-350, F-450, F-550, F-650 & F750.



### 5460 GM BELT TENSION COMPRESSOR TOOL

Services GM 2.4L EcoTec (Hybrid) 2011-2016. Compare to GM factory tool EN-48932.



### 1046 GM TIMING TOOL KIT - 1.4L ECOTEC

Services 2011 & up GM models with the 1.4L Ecotec engine.



### 8069 FORD WATER PUMP PULLEY TOOL

Removes and installs water pump pulley on Ford, Lincoln and Mercury 3.0L DOHC engines.



### 1069 3 PC. CRANK BOLT SOCKET SET

Counter-weighted design for high torque. 1/2" drive. Sizes 17, 19 & 21mm.



## DIESEL SERVICE

### 7802 GLOW PLUG TIP PULLER KIT

Removes broken glow plug tips stuck in cylinder head. Self-centering industrial taps w/ "stop-block" reduce risk of damage to cylinder head. Kit services limited clearances, for firewall sided glow plugs.



Scan for Video



### 7468 4 PC. INJECTION WRENCH SET

Removes injector lines on diesel engines. 12 Pt Crows Foot. For automotive, truck & industrial applications. Sizes 14mm, 17mm, 19mm, & 22mm.



### 7804 GLOW PLUG PULLER KIT

Removes glow plugs, even when compartment is not easily accessible. Enables removal of broken glow plugs on top of cylinder head w/o damage. Packed in blow mold case.



Scan for Video



### 7912 TURBO SYSTEM TEST KIT

Locate air leaks in components by plugging into output side of turbo and plugging intake inlet. Air is applied through end of adapter to show presence of leaks within the system. Kit features a pressure gauge, shut off valve and pressure regulator. Includes 6 pairs of stepped adapters. Can also be used on cooling system hoses. Packed in blow mold case.







### DIGITAL TIRE INFLATOR #M525

- Measure tire pressure from 0-150PSI, 20-1000 kpa
- Change digital readout between PSI, kpa, bar and kg/cm<sup>2</sup> with a push of a button
- Includes 2 AAA batteries, 1/4" male inlet, and valve core tool
- Accurate within 0.5 PSI



### 5 GALLON TIRE BEAD SEATER #W10012

- 5 Gallon Tire Bead Seater Inflator
- Heavy duty ball valve on both air inlet and exhaust port
- Designed to seat tires on the bead of wheel simply, safe, and fast
- Works on tires up to 24.5 inches



### HD DIGITAL TIRE INFLATOR KIT #M526

- Professionally calibrated digital pressure gauge for accurate readings between 0-150 PSI (0-10.34 Bar; 0-1034 Kpa; 0-10.5 kg/cm<sup>2</sup>)
- Heavy brass air chucks include clip-on, screw-on, right angle, and presta valve styles
- Includes: inflation gun, digital gauge, 20" x 1/4" rubber lead hose, clip-on, screw-on, right angle, and presta valve air chucks, 4 rubber valve seals, 2 x AAA batteries



### JACK STANDS

- Ratchet style for easy adjustments

MODEL	PART #	PRICE
2-TON	#W41021	
3-TON	#W41022	
6-TON	#W41023	



### LOCKING LUG NUT MASTER KEY SET #M994

- 16 different key shapes to fit a wide variety of stock and after-market wheel locking lug nuts
- Ensure you have the special key when it's time to change brake pads or rotate the tires
- Double hex-head design allows them to be used with both 13/16 and 7/8 in. lug or combo wrench



### HYDRAULIC BOTTLE JACKS

- Heavy duty base
- Adjustable top screws

MODEL	PART #	PRICE
2-TON	#W1621	
4-TON	#W1623	
6-TON	#W1625	
8-TON	#W1628	
12-TON	#W1632	
20-TON	#W1633	



### 30 TON BOTTLE JACK #W1636

- Carry Handle
- Heavy duty base
- Range: 11 1/4" to 18 1/4"
- Heavy duty base



## SHORTY BOTTLE JACKS

- Adjustable top screw
- Folding handle
- Grooved steel lifting saddle
- Patented Bypass device for safety
- Meets or exceeds ASME PALD-2009

MODEL	PART #	PRICE
12-TON	#W1643	
20-TON	#W1644	

**PT**  
Performance Tool

**NETWORK**  
Products



## 1-1/2 TON SCISSOR JACK #W1600

- 3,000 Lbs. load Capacity
- Lift Range: 4" to 15"
- Oversized Base for added stability and support
- Precision threaded shaft
- Sturdy steel construction
- Compact size fits in truck


**NETWORK**  
Products  
**PT**  
Performance Tool



## WHEEL CHOCKS RUBBER #W41001

- Ideal to keep your vehicle or trailer in place in any climate
- All weather construction with rubber traction pad
- Oil resistant non-slip surface provides superior traction
- Weighs less than 5 pounds

**NETWORK**  
Products  
**PT**  
Performance Tool



## 2 1/4 TON TROLLEY JACK BLOW CASE #W1611

- 4,500 lb capacity
- Steel lifting saddle with 360 degree swivel
- Clean and easy storage with included blow molded plastic case

**PT**  
Performance Tool



## 3-TON RAPID LIFT JACK #W1626

- Dual piston rapid lift, raises most vehicles with just 3-1/2 pumps
- Removable saddle, adapts quickly to other lifting accessories
- Lift capacity of up to 6000 lb., and a lift range of 3-1/4 in. to 20 in

**PT**  
Performance Tool  
**NETWORK**  
Products



## 3-1/2 TON LOW PROFILE JACK #W1645

- 3-1/2" to 20-1/2" Lift range
- Double-pump mechanism for quick lifting
- Rubber saddle pad included

**PT**  
Performance Tool



## 4 TON MULTI-POWER SET #W1650

- 8,000 Lbs. Load Capacity
- Heavy Duty Storage Case

**NETWORK**  
Products  
**PT**  
Performance Tool



## 1,000 LBS ENGINE STAND #W41025

- Heavy duty swivel casters for easy maneuvering
- Head assembly rotates 360 degrees and locks in 6 positions
- Securely holds most foreign and domestic engine blocks
- Fully adjustable mounting head assembly

**NETWORK**  
Products  
**PT**  
Performance Tool



## 1,250 LBS ENGINE STAND WITH TRAY #W41031

- Stable 4 wheel design
- Head rotates 360 degrees and locks in 6 positions
- Sturdy metal parts tray
- Securely holds most foreign and domestic engine blocks
- Fully adjustable mounting head assembly

**NETWORK**  
Products  
**PT**  
Performance Tool



## 2 TON FOLDING ENGINE CRANE #W41029

- 4,000 lb. capacity
- Adjustable boom with chain and hook
- Legs fold up for easy storage patented design

**PT**  
Performance Tool



## COMMERCIAL SHOP PRESS #W41062

- 7 Adjustable height locations
- 12 Ton Capacity
- Remote pressure cylinder with relief valve
- Liquid-filled 4" Pressure indicator gauge
- 65" Overall height
- 152lb Overall weight

**NETWORK**  
Products  
**PT**  
Performance Tool





## 6-PC SHOP PRESS ACCESSORY KIT #W41065

- Designed to be used with presses up to 50-ton
- Set includes six common accessories used in a variety of press applications
- Includes the following: 1/2 inch, 1 inch and 2 inch punches; 2 steel press plates 14 in x 3 in x 1 in and 1 bearing shield



## VALVE CORE TORQUE TOOL #60508

- Avoid damaging the TPMS sensor caused by over tightening
- Proper torque eliminates leaking valves
- Correctly set valves prevents a false reading from the TPMS sensors



## 2 PC. CARBIDE GASKET SCRAPER SET #W944

- Remove residual gasket material from steel or aluminum cylinder heads, manifolds, pumps, and oil pans
- Carbide edge works quickly for carbon buildup, rust, glue, epoxy, and varnish removal
- 5/8-in., and 1-1/4-in. wide Tungsten carbide edges mounted to steel blades and molded into 6-in. grips



## A/C & FUEL LINE DISCONNECT SET #W83101

- For Automotive Fuel, AC and Transmission Cooler Lines, on most GM, Ford, Chrysler, and Mazda models
- Disconnect the spring lock couplings simply by pressing the tabs into the opening of the fitting
- Includes the following six sizes: 1/4 (6mm), 5/16 (8mm), 3/8 (9.5mm), 1/2 (13mm), 5/8 (16mm), 3/4 (19mm) and 7/8 inch (22mm)



## ANTI-FREEZE TESTERS #W1656C & #W1655C

- Easy to read scale & pointer
- Freezing to boiling points for anti-freeze, calibrated in °C and °F



- Color coded balls for easy readings

## BATTERY LOAD TESTER #W2988

- Accurately test the condition of your battery and charging systems
- Performs both a voltage test and 15-second battery-load test. 100-amp capacity
- Reliable and highly accurate, works on both 6- and 12-volt batteries



## BRAKE CALIPER HANGER SET #W80624

- Hold brake calipers out of the way, reducing the possibility of damage to calipers, brake hoses and other parts
- Find a variety of other uses besides hanging brake calipers
- Made from 1/4" heavy-duty steel



## A/C & FUEL LINE DISCONNECT SET #W83149

- Set contains six release tools that disengages the spring lock coupling on Ford and Chrysler air conditioning lines
- 5/16 inch disengages the spring lock coupling on Ford radiator and transmission lines
- Includes the following sizes: 5/16 inch, 3/8 inch, 1/2 inch, 5/8 inch, 3/4 inch and 7/8 inch



## QUICK CONNECTOR CLIP TOOL #W83116

- For releasing connections on fuel lines during maintenance or when replacing fuel filters
- Compact palm size design allows you to compress the quick disconnect lugs in tight confined areas
- Use the special spring loaded jaws to push the tabs while pulling backwards to remove the connector



## PORTABLE JUMP STARTER #W1665

- 900 Peak Amps/400 Cranking Amp Jump Starter
- 300 PSI Air Compressor/Inflator for pumping up tires and inflating rafts, balls, air mattresses & other inflatables
- Reverse polarity warning light and beep signal
- Three LED battery level indicator



### 4-IN-1 OIL FILTER WRENCH #W54132

- Wide dimpled bands prevent crushing and keep a tight grip on a wide range of oil filters
- 1 in. wide bands are constructed of high-carbon steel and are coated for additional corrosion protection
- Features a vinyl grip handle, 180 deg. swivel joint and four interchangeable steel bands
- Fits filters from 2-3/8 in. to 4-3/8 in. (60-111mm) diameter



### 7 QUART DRAIN PAN #W4070

- Molded handles and pour spout
- Easy to use
- Chemical and solvent resistant, won't rust or corrode
- Dimensions: 13 1/2" x 11" x 4"



### 4.5 GALLON OIL DRAIN PAN #W4071

- Molded high density polyethylene for long lasting durability and easily wipes clean
- Internal anti-splash lip contains fluid when moving, or pouring
- Excess capacity helps prevent overflow or spillage, total capacity 4.5 gallons (16 liter)



### LOW PROFILE DRAIN PAN 2.8QT #W4073

- Low profile tapered end prevents spills when draining oil from lawn equipment and motorcycles
- The narrow end fits nicely against the engine just under the drain plug of most small engines
- Curved with splash guard lip to protect from splashing and spilling



### PROFESSIONAL PISTOL GRIP GREASE GUN #W54204

- Professional quality heavy duty construction for long service life
- Pistol grip action for easy use in confined, tight spaces
- Vented zinc die cast head, bulk fill fitting and a comfort grip lever handle
- Positive lock pull rod for easy filling, and a bleeder valve to eliminate air lock



### MINI GREASE GUN WITH GREASE #W54205

- Heavy duty construction
- "Pistol Grip" action for easy use in tight spaces
- Vented zinc die cast head cap
- Positive lock for easy filling
- Air bleeder valve eliminates air lock
- Uses 3oz grease cartridge (included)



### INDUSTRIAL LEVER ACTION GREASE GUN #W54292

- Heavy duty cast head with bulk load, and pressure release valves
- Zinc plated lever handle with a PVC grip for comfort
- Extra heavy t-handle and internal return spring
- 3-way loading, bulk, suction or accepts standard 14oz cartridge.



### PORTABLE BEARING PACKER #W54175

- Use to flush out old and repack bearings with fresh grease up to 3.5 inches OD
- Grease stays uncontaminated in the bearing packer, using the dust cover for storage
- Very simple to use, should pack approx. 50 bearings before refilling



### GREASE COUPLER QUICK-LOCK #W54174

- Well-designed high-pressure coupler delivers lubrication, forcing it into bearings and joints
- Widely used by mechanics, engineers, maintenance crews, and home hobbyists
- Four hardened spring steel jaws and a high-quality sealing gasket provide a leak-proof connection



### PUSH PIN PLIERS #W86561

- Specially designed to remove push pins with center locking pin
- Quickly and easily removes plastic anchors without damage
- Fits common anchors on Honda, Toyota, GM, Ford, Chrysler and many other makes



### FUEL LINE CLIP REMOVAL PLIERS #W83115

- For releasing connections on fuel lines during maintenance or when replacing fuel filters
- Designed to compress the quick disconnect lugs without damaging the connector



### 240 PC. PUSH PIN RETAINER ASSORTMENT #W5259

- Today's newer vehicles are using more and more Push Pin Retainers
- The perfect assortment of Push Retainers for Ford, GM, Chrysler, Toyota, Honda, Nissan and more





### 3-IN-1 MULTI-CUTTER #W2045

- Three tools in one - anvil cutter, wire cutter and box cutters
- Titanium coated wire cutter makes it easy to trim 7mm diameter copper, aluminum and soft steel wire or cable and up to 4mm diameter nails
- Retractable anvil exposes 3/8 inch (10mm) of the blade
- Includes 3 extra blades stored in handle



### 18 PC. BRAKE CALIPER SOCKET SET #W80625

- Specialty brake caliper bits and sockets needed to service today's Domestic, Euro and Asian vehicles
- Complete coverage for most brake caliper applications in one convenient set
- Heat treated chrome vanadium, and chrome moly construction



### UNIVERSAL HOSE CLAMP PLIERS #W80659

- The special jaw design allows Hose Clamps to be removed at many different angles
- Quick position locking mechanism keeps the hose clamp spread for easy removal
- Access a variety of hard to reach clamps, tank ventilation lines, radiator clamps, cooler lines, and more



### FLEXIBLE HOSE CLAMP PLIERS #W80656

- Pliers has locking mechanism to hold clamp in the open position, making removal and installation of clamp easier
- Heavy duty 24" cable flexes to almost any position
- Allows technician to access the flat-type hose clamps located in hard-to-reach areas



### 3-JAW FUEL TANK LOCK RING TOOL #W80699

- Remove and install serrated fuel tank retaining rings that hold the pump module inside the tank
- Designed to work on retainer rings with internal and external tabs from 100 to 170mm
- Provides a secure fit without slipping or fall off a wide range of vehicles with in-tank fuel pumps




### MASTER FUEL INJECTION TEST KIT #W89726

- Quickly and accurately diagnose fuel injection problems
- Adapters for most foreign and domestic fuel systems
- Includes universal inline adapter for unique systems
- GM 2.5L & 5.7L fuel injection pressure test adapter, hose clamps and hose



### VACUUM PUMP/ BRAKE BLEEDER #W87030

- One person brake bleeding and automotive test kit
- Vacuum tool can test and diagnose a wide variety of parts and common systems on any vehicle
- Pumps approximately 1 cubic inch per stroke, and develops and holds up to 25" of vacuum (Mercury Hg)



### DIGITAL MICROMETER #W80156

- Reads both SAE and Metric dimensions to an accuracy of 1/10,000th of an inch, and 0.0025mm
- C2 carbide ground anvil and spindle for added durability and accuracy
- Measures up to 0-1 in. (0-25mm) in an easy to read LCD screen



### INFRARED THERMOMETER #W89721

- Temperature range from -58 to 1022 degrees F and -50 to 500 degrees C
- Measures surface temperature without making contact
- Laser pointer for accurate use
- Distance spot to ratio 12:1
- Accuracy +/- 1.5%
- Requires 9V battery (included)



### 1200+ LM LED DROP LIGHT #W2240

- All the durability of a traditional drop light with the efficiency of LED technology
- Built-in lithium ion batteries provide cordless operation for up to two hours
- Produces over 1200 lumens of bright white light
- Specifications: 1200 lumens, 2 hour runtime, 4 hour charging time
- Includes 1M (39 inch) micro USB charging cable



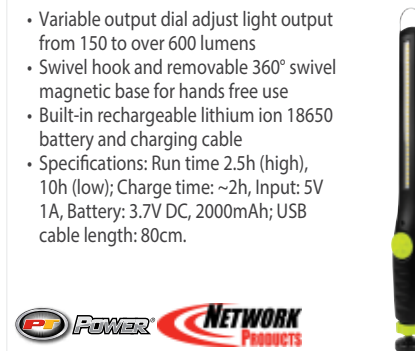
### 450+LM LI-ION DUAL BEAM HEADLAMP #W2676

- FULL AREA ILLUMINATION: flexible silicone band and LED board provide over 200° of wide angle light
- VARIABLE OUTPUT SYSTEM: dual 21+ 1 LED light sources, each with high/low output provide 50lm on low, all the way up to 450 lumens
- RECHARGEABLE LITHIUM ION POWER: 1200mah polymer rechargeable battery and USB-C charging port and cable



### 30 LED SLIM WORK LIGHT #W2231

- Variable output dial adjust light output from 150 to over 600 lumens
- Swivel hook and removable 360° swivel magnetic base for hands free use
- Built-in rechargeable lithium ion 18650 battery and charging cable
- Specifications: Run time 2.5h (high), 10h (low); Charge time: ~2h, Input: 5V 1A, Battery: 3.7V DC, 2000mAh; USB cable length: 80cm.



### 400+LM FOLDING THIN WORK LIGHT #W2418

- High output area light and spotlight in one tool
- Impact resistant handle with comfortable rubber grip with magnetic base for hands free use
- Produces over 500 lumens of bright white light
- Light bar adjusts 120° for precise illumination



### 40-PK INDUSTRIAL MECHANIC WIPES #W1479

- The heaviest duty wipes you will ever find! Water saving, moisturizing, eco-friendly and a fresh lemon scent
- Powerful ingredients combine three different oils that clean the toughest of dirt, grease, grime, oil, paint, tar, sludge, silicone, adhesives and more
- Certified non-toxic, non-Prop 65 ingredients, and anti-bacterial



### PNEUMATIC BAR STOOL WITH SWIVEL SEAT #W85011

- Pneumatic action adjusts seat height from 26" to 32" quickly and easily
- 14" diameter synthetic leather foam padded seat with 360° swivel
- Heavy duty steel tubing frame with matte black powder coated finish
- 330lb weight capacity (150kg)



### HIGH TOP ADJUSTABLE CREEPER #W85038

- Helps the tech increase productivity safely working from the topside of the engine compartment
- An over the engine workstation with an 18 x 12 inch padded deck
- Provides added comfort to the tech, while working on raised vehicles
- Adjustable creeper height 45 to 66 inches



### 1000+LM LI-ION UNDERHOOD WORK LIGHT #W2673

- Innovative design spans hoods over 6 feet wide and wraps up for compact storage
- 15-Inch flexible light bar provides a variety of uses and allows light to be directed right where you need it
- 60 Wide angle LEDs provide over 1000 lumens of flood light
- Specifications: 1071lm, 2.5hr runtime on high; 500lm, 4hr runtime on medium; 300lm, 5hr runtime on low



### C-FRAME CREEPER SEAT #W85007

- Heavy duty tubular steel design for maximum strength and minimum weight
- 250 lb weight capacity
- Convenient 11 1/2" x 12 1/2" tool tray
- Shielded 2 1/2" casters allow easy 360 degree movement



### HIGH BACK PNEUMATIC SHOP STOOL #W85031

- Pneumatic action adjusts seat height from 25 to 31 inches (64 to 79cm) quickly and easily
- Oversized synthetic leather foam padded seat with 360° swivel
- Heavy duty 1-1/4 inch (3.8cm) steel tubing frame with matte black powder coated finish
- 330lb weight capacity (150kg)



### ROLLING STORAGE GARAGE SEAT #W85035

- Two large integrated side storage trays, oversized removable storage drawer, and three removable side trays provide room
- Includes two moveable trays that can go in any of the six slots on all three sides of the cart
- 19-inch seat features vinyl foam cushion for added comfort
- 300 lb. (137 Kg) Weight capacity



### 2000LM LI-ION COMPACT FLASHLIGHT #W2679

- Uses professional grade lifetime Cree XPG LEDs
- Black anodized aluminum alloy steel construction with IPX4 water resistance
- 4-Output Settings: Turbo, High beam, Medium beam, Low beam
- Powered by 3.7V 18350 800mAh Lithium-Ion battery with over discharge protection
- USB magnetic charge cable included



### 40 IN. 6-CASTER CREEPER #W85005

- Lever action headrest adjusts to 3 positions
- Powder coated heavy duty tubular steel frame
- Shielded 2 1/2" swivel casters allow for easy 360 degree movement



### BIG TOP PNEUMATIC ROLLING SHOP STOOL #W85033

- Pneumatic action adjusts seat height from 19 to 24 inches (480 to 610mm) quickly and easily
- Extra-wide powder coated 5-point frame and foot rest with durable crinkle finish
- Extra-thick 12.5 inch (318mm) diameter foam padded seat
- 300lb capacity (136 Kg)



### CREEPER SEAT TOOL BOX #W85025

- Reinforced seat supports up to 350 lbs
- 3-drawer tool box with roller bearing slides
- Two folding tool trays with magnetic pads
- Vinyl padded seat cushion for maximum comfort and support





### 4" BLOW GUN, DLX, TIP KIT

#S-194KIT

- INCLUDES: The KWIK-CHANGE® Universal Tip System (Milton® # S-168).
- OSHA-COMPLIANT: 5" angled stainless steel safety nozzle with side ventilation.
- PISTOL GRIP: Contoured grip for comfort, easy handling. Variable airflow trigger.
- KWIK-CHANGE® System: 1 Universal blow gun tip adapter, 1 rubber tip, and 1 Venturi tip.
- 235 MAX PSI: 1/4" national pipe thread brass air inlet. 15 standard cubic feet per minute.



### DIGITAL PISTOL GRIP INFLATOR GAUGE

#EX0500D

- ACCURATE: Measures in kPa (0-700), kg/cm2 (0-7), PSI (0-100), and Bar (0-7). Meets ANSI/ASME B40.1 standards.
- BACKLIT DISPLAY: Auto-on when tire pressure is detected; Auto-off after inactivity to save battery.
- EASY-CLIP CHUCK: Clip directly to tire valve to adjust pressure for easy inflation with 1 hand.
- CONVENIENT: Loop for hanging anywhere in your shop. 1/4" NPT air inlet with M-Style® plug included.
- VALUE BUY: Includes Pistol Grip gauge, boot, half-pull deflate, hose, easy-clip chuck + hang loop.



### BRAKE LINING GAUGE

#941

- Quick and efficient reading
- Slim body style
- Color code indicator scale
- Durable and lightweight steel design



### SERVICE GAUGE-ST FT-INNER DUALS BLACK POLY COAT

#986BLK

- Excellent non-slip grip
- Durable construction
- DUAL READINGS: Stamped inscribed nylon scale bar provides easy-to-read precision both in PSI and kPa (10-160 PSI / 80-1100 KPA)
- Dual foot-straight lock on chuck



### DUAL HEAD CHUCK INFLATOR GAGE

#S-506

- ACCURATE: Performance-tested and calibrated. Measures in pounds per square inch (PSI, 10-160) and kilopascal (kPa, 80-840, increments of 2-lb.) readings.
- DUAL HEAD CHUCK: Makes tire valves more accessible with the two heads for easier access.
- INFLATOR: Heavy-duty construction. Magnifying window lens. Full-swivel chuck. 15-inch hose.
- REPLACEABLE PARTS



### COLOR CODED MANUAL BRAKE LINING GAUGE

#942

- QUICK AND EFFICIENT READING – The brake thickness gauge allows you to quickly measure the external & internal brake pads to help identify if a vehicle has a sufficient amount of brake pad lining.
- COLOR CODE INDICATOR SCALE
- 8 PIECE SAE & METRIC GAUGE for sizes
- DURABLE & LIGHTWEIGHT DESIGN



### INSULATED TOOL SET (9 PCS)

#1305-EV-02

- Meets OSHA, NFPA and IEEE regulatory requirements
- Tested to 10,000 volts and 1,000 volt rated
- In-handle molding
- Wide variety of tools included
- Zipper carrying case



### INSULATED TOOL SET (9 PCS)

#1305-EV-01

- Meets OSHA, NFPA and IEEE regulatory requirements
- Tested to 10,000 volts and 1,000 volt rated
- In-handle molding
- Wide variety of tools included
- Zipper carrying case



### 10 PC. CROWS FOOT SET

#LT1900 & #LT1910

- Uses the force and vibration of an air hammer
- Uses the force and vibration of an air hammer
- Loosens fittings on steering, brake, AC, & fuel systems
- Reaches difficult line nuts with offset punch
- Allows safe and precise hammering with non-turning punch



#LT1900  
10 PC. SAE SHOCKIT™ CROWS FOOT SET



#LT1910  
10 PC. METRIC SHOCKIT CROWS FOOT SET

### LINE WRENCH SET

#LT1920 & #LT1930

- Uses the force and vibration of an air hammer
- Uses the force and vibration of an air hammer
- Loosens fittings on steering, brake, AC, & fuel systems
- Reaches difficult line nuts with offset punch
- Allows safe and precise hammering with non-turning punch



#LT1920  
13 PC. SAE SHOCKIT™ LINE WRENCH SET



#LT1930  
12 PC. METRIC SHOCKIT LINE WRENCH SET

# PRIME®

**WE MAKE THE PRODUCTS THAT  
POWER YOUR TOOLS & YOUR LIFE**

## 14/3 SJTOW 15A BULLDOG TOUGH® YELLOW EXTENSION CORDS

- Features Primelight® Power Indicator Light
- Water & Oil Resistant
- Flame Retardant
- Nickel-Coated Brass Blades Resist Corrosion
- Ultra Flexible in Temps from -58° F up to 221° F
- Lifetime Warranty



MODEL	PART #	PRICE
25FT	LT511725	
50FT	LT511730	
100FT	LT511735	

## 14 / 3 SJTW - 50°C EXTREME COLD WEATHER EXTENSION CORDS

- Features Primelight® Power Indicator Light
- Water Resistant
- Flame Retardant
- Abrasion Resistant
- Nickel-Coated Brass Blades Resist Corrosion
- Ultra Flexible in Temps from -58° F up to 140° F



MODEL	PART #	PRICE
25FT	CW511725	
50FT	CW511730	
100FT	CW511735	

## 16 / 3 SJTW 13A ORANGE OUTDOOR EXTENSION CORDS

- Water Resistant
- Flame Retardant
- Abrasion Resistant
- Nickel-Coated Brass Blades Resist Corrosion
- Ultra Flexible in Temps from -40° F up to 140° F



MODEL	PART #	PRICE
25FT	EC501625	
50FT	EC501630	

**PRIME® NETWORK PRODUCTS**

**PRIME® NETWORK PRODUCTS**

**PRIME® NETWORK PRODUCTS**

## 2FT 12/3 STW 15A YELLOW TRIPLE-TAP ADAPTER

**#AD050802**

- Water Resistant
- Flame Retardant
- Abrasion Resistant
- Nickel-Coated Brass Blades Resist Corrosion
- Ultra Flexible in Temps from -40° F to 140° F



## SJOOW 15A EXTENSION CORDS

- Oil Resistant All-Rubber Jacket and Conductors
- Features Primelight® Power Indicator Light
- Water, Flame & Abrasion Resistant
- Oversized Plugs & Strain Reliefs Prevent Wire from Separating from the Plugs
- Nickel-Coated Brass Blades Resist Corrosion & Arcing
- Ultra Flexible in Temps from -40° F up to 221° F



MODEL	PART #	PRICE
25FT 14/3	SEEC732725	
50FT 12/3	SEEC632830	

**PRIME® NETWORK PRODUCTS**

**PRIME® NETWORK PRODUCTS**

## 5-OUTLET WORKSHOP TAP W / 2-PORT 3.4A USB CHARGER

**#PBWTU345**

- 5-Outlets Wide Enough for Transformer Plugs
- 2-USB Charging Ports (3.4A Total)
- Support Shelf for Phone
- Stabilizing Screw Secures Unit to a Grounded Duplex Receptacle



**PRIME® NETWORK PRODUCTS**

## BLACK CORD STORAGE REEL W/ METAL STAND

**#CR003000**

- Tangle-Free Portable Storage
- Store up to 100ft of Cord
- 16 AWG - 100ft
- 14 AWG - 75ft
- 12 AWG - 50ft



## 8-OUTLET 15A METAL WORKSHOP POWER BOX

**#PB801130**

- 8-Outlets Total
- 3 Wide-Spaced Outlets for Transformer-Sized Plugs
- Heavy Duty Metal Housing with Cord Storage Wrap
- Built-In Circuit Breaker
- 6ft Power Cord



**PRIME® NETWORK PRODUCTS**

**PRIME® NETWORK PRODUCTS**

## 5-OUTLET POWER HUB W/2-PORT 3.4A USB CHARGER #PBPHU345

- 5 Wide Spaced Outlets with Covers to Keep Out Dirt and Moisture
- On/Off Switch with Built-In 15A Circuit Breaker Protects Against Overloading
- 2-USB Charging Ports (3.4A Total)
- For use with a 12 Gauge (or Larger) Extension Cord



**PRIME® NETWORK PRODUCTS**



## DRILL BITS & BLADES

### 2-PACK METAL SERIES RECIP BLADES

- Unique nitro hardening process for optimal strength and blade life
- Cobalt matrix teeth are fused to a flexible, shatterproof shock absorbing alloy backbone for rugged cutting.
- 1" width and heavy duty blade thickness for clean cuts with less vibration in heavy metal cutting applications.
- 1/2" universal shank with 5% tilt angle for faster cuts and skid-free starts.



### 2-PACK METAL SERIES RECIP BLADES

- Unique nitro hardening process for optimal strength and blade life
- Cobalt matrix teeth are fused to a flexible, shatterproof shock absorbing alloy backbone for rugged cutting.
- 1" width and heavy duty blade thickness for clean cuts with less vibration in heavy metal cutting applications.
- 1/2" universal shank with 5% tilt angle for faster cuts and skid-free starts.



### 6 PC SPIRAL SCREW EXTRACTOR SET

#73414

- Spiral screw extractors are used when a screw or bolt has broken off while still in the fastening hole
- 6 Piece set includes NO 1, NO 2, NO 3, NO 4, NO 5 and NO 6 screw extractors.
- Easily removes 3/32-Inch to 7/8-Inch broken bolts and screws



### 5 PC SPIRAL SCREW EXTRACTOR SET

#73415

- Spiral screw extractors are used when a screw or bolt has broken off while still in the fastening hole
- 5 Piece set includes NO 1 NO 2 NO 3 NO 4 and NO 5 screw extractors
- Easily removes 3/32-Inch to 5/8-Inch broken bolts and screws.



### 29 PC PRO-GRADE BLACK OXIDE DRILL BIT POD -3/8" RS

#24538

- Set includes 3/8" RS 1/16" to 1/2" drills.
- Manufactured from industrial high speed steel, surface treated for high performance and long life."
- M2 grade steel for drilling common steel (flat bar, angle iron, tubing), wood and plastic.
- No center punch needed: Century 135-degree quick-cut points are self-centering and penetrate faster with less pressure...will not "walk" or "wander" at the starting surface.
- Manufactured to Aerospace NAS 907-B specifications.



### 5 PC LEFT HAND DRILL SET

#74105

- Left hand stub drill bit for removal of right hand threaded broken bolts or studs without tightening
- 5 piece set includes 1/8-Inch, 3/16-Inch, 1/4-Inch, 5/16-Inch and 3/8-Inch left hand drill bits
- Industrial polished finished with 135-degree split point



## LIGHTING

### 600 LM RECHARGEABLE LED FOLDING WORK LIGHT

#LEDRFH01

- Three Super Bright LED Modes
- Heavy-Duty Rubber Handle
- Compact Folding Design
- Sealed On/Off Switch
- Cool to the Touch
- 4 Powerful Magnets & Hang Hook for Hands-Free Use
- Includes USB Charging Cable



### 1000 LM RECHARGEABLE LED WORK LIGHT

#LEDRS01

- Super Bright LEDs
- Rugged Metal Housing
- Adjustable Stand to Aim Light Where Needed
- Slim Design for Easy Storage
- Sealed On/Off Switch
- Cool to the Touch
- Ergonomic Handle
- Includes AC/DC Charging Cables



### 4500 LM LED WORK LIGHT W / 5-FT TRIPOD

#LEDTS04

- Super Bright LEDs
- Two Side Lights for 360° Lighting
- Rugged Metal Housing
- Adjustable Stand to Aim Light Where Needed
- Slim Design for Easy Storage
- Sealed On/Off Switch
- Cool to the Touch
- Includes 5ft Adjustable Tripod with Cord Wrap



## STRAIGHT LIGHTS

#SFL201R

#SFL501R

## #SFL201R

- Front COB LED provides lights with up to 200lm
- 100lm top high-power LED lamp
- Fluorescent reflector
- Light pivots a full 360°
- Powerful magnet
- Flush mounted rotating metal hook



## #SFL501R

- Top high-power LED lamp
- Flexible 180° bracket with strong magnet
- Fluorescent reflector
- Flush mounted rotating hook
- Intelligent fuel gauge



## THIN LIGHT 500 LM

#ASL501R

- Front COB LED provides lights with up to 500lm
- 100lm top high-power LED lamp
- Fluorescent reflector
- Light pivots a full 360°
- Powerful magnet
- Flush mounted rotating metal hook



ADVANCED LIGHTING SYSTEMS



## ULTRA THIN UV LED LIGHT R+C COB 200 LM

#ASL202RUV

- Fluorescent reflector
- Light pivots a full 360°
- Powerful magnet
- Flush mounted metal hook on the bottom



ADVANCED LIGHTING SYSTEMS



## MULTI-FUNCTIONAL FASTENERS

#ACS201P

- Detachable multi-functional fasteners pair with tripod stand and wheel stand for hanging Underhood Light Series



## 150LM RECHARGEABLE LED PEN LIGHT(W/O ADAPTER)

#PEN151R &amp; #PEN152R

- Top: 100lm 4/2/2.5h operating time (step 1/2 top) 3.7V 750mAh Li-on battery
- Ultra-light weight, small & sturdy
- Front COB LED provides 150/75lm brightness
- Metal clip at back for easy to carry
- No Adapter



ADVANCED LIGHTING SYSTEMS



## SLIM LIGHTS

#SLM151R

#SLM401R

- 100lm top high-power LED lamp
- Strong built-in magnets
- SLM151R
- Front: 75/150lm
- Top: 100lm 4/2/2.5h operating time (step 1/2 top)



- SLM401R
- Front: 200/400lm
- Top: 100lm 4/2/5h operating time (step 1/2 top)



ADVANCED LIGHTING SYSTEMS

## HEAVY DUTY TRIPOD STAND

#ACS301F

- Adjustable height: 4.4 - 9.8 ft.
- Fits to AUD202H, AUD502H, SPX601H, SPX601C, SPX10K1C and Underhood Light Series
- ALS accessories are heavy-duty construction and adjust to your work needs
- ALS Audio Light Series, Spot Light X Series and Underhood Light Series can attach to these tripods



ADVANCED LIGHTING SYSTEMS



## TRIPOD WHEEL STAND

#ACS181W

- Large 3" locking casters
- Adjustable height 2.4 feet to 6 feet
- Spot Light models - SPX601H, SPX601C and SPX10K1C
- ALS Audio Light Series, Spot Light X Series and Underhood Light Series can attach
- Underhood Light Series (ACS20P Tripod Brackets required)



ADVANCED LIGHTING SYSTEMS



## AUDIO WORK 300/600 LM

#AUD601R

- 300/600lm 4/2h operating time (step 1/2)
- 3.7V 3200mAh Li-poly battery IP65
- Fluorescent reflector
- Powerful magnet
- Dust and water resistant
- High efficiency COB LED



ADVANCED LIGHTING SYSTEMS



## ALUMINUM WORK LIGHT 2000 LM DC

#SPX201R

- Brightness is adjustable to five (5) levels
- Power bank function
- Fluorescent reflector
- Visual readout of battery life
- Dust and water resistant



ADVANCED LIGHTING SYSTEMS



## AUDIO WORK LIGHT 2000 LM R+C

#AUD202H

- 400/2000lm (5 steps) 2.5/12h operating time
- 7.2V 6000mAh Li-on battery
- Power bank output 5V 1A IP67
- Power bank function
- Fluorescent reflector
- Powerful magnet



ADVANCED LIGHTING SYSTEMS



## UNDER HOOD LIGHT 1000 LM DETACHABLE

#UHL101R

- Main light: 500/1000lm, Charging Base: 400/800lm 4/2h operating time (Step 1/2)
- 3.6V 5000mAh Li-on detachable battery pack IP5
- Bar extends from 4' to 6.6'
- Light can swivel 360° on the bracket



ADVANCED LIGHTING SYSTEMS



## AUDIO WORK LIGHT 5000 LM R+C

#AUD502H

- Rechargeable & corded LED audio light
- 1000/5000lm (5 steps), 1.5/7.5h operating time
- 10.8V 6000mAh Li-on battery Power bank
- Fluorescent reflector
- Dust and water resistant



ADVANCED LIGHTING SYSTEMS



## ALUMINUM WORK LIGHT 6000 LM R+C BLUETOOTH

#SPX601H

- 1200/6000lm (5 steps) 1/6h operating time
- 10.8V 6000mAh Li-on battery power bank
- Adjustable Brightness
- Fluorescent reflector



ADVANCED LIGHTING SYSTEMS



## ALUMINUM WORK LIGHT 10,000 LM AC BLUETOOTH

#SPX10K1C

- 10000lm corded heavy-duty LED spot
- 2000/10000lm (5 steps)
- Power bank output 5V 1A IP67
- Brightness is adjustable to (5) levels



ADVANCED LIGHTING SYSTEMS





## SEE-MORE WORK LIGHT #6000-2

- Battery powered super bright LED light
- Portable for use anywhere:  
Shop – Auto – Home – Camping
- Two recharging methods:  
12-DC or 110-VAC
- Magnetic mount base
- Adjustable swing handle / hanger bracket
- Five 3-watt high intensity white LED's
- 4 different light modes
- IP65 waterproof construction



## GRILL & SURFACE MOUNT LED STROBE LIGHT KIT #8000-A

- Low profile amber warning light system
- Perfect for unobtrusive installations
- Innovative dash mount controller
- 26 different light patterns, all from the driver seat!
- Grill or surface mount options
- Weather rated and sealed for long life and reliability
- LED Head:  
L 4.9 in. x W 5 in. x H 1.25 in.
- IP67 rated
- Easy plug and play expansion with #8050-A 2 head expansion pack



Expansion  
Pack 8050-A

## ILLUME PLUS LED WARNING LIGHT #3030MP-A

- Oversized LED design
- Dedicated Quad-Flash pattern
- 60 super bright LEDs produce a bright noticeable light pattern
- Low current draw
- Magnet or Permanently mount
- 12-Volt / 10 ft. power cord with cigarette lighter plug
- H 5 in, 6.25 in. base diameter, 5 in. lens diameter



## WATCHMAN LED MINI LIGHTBAR #7824MP-A

- Compact 24-inch-wide design
- 4 powerful rubber coated magnets
- Aluminum case
- Bright 360-degree lighting system
- 24 different light patterns
- Comes ready to use
- L 24.625 in. x W 4.75 in. x H 2.875 in.
- SAE J845 Class 1 Certified



## SURE SAFE MINI LIGHTBAR #3720M-CA

- Clear lens with amber LEDs
- Compact design
- 2 powerful rubber coated magnets
- Heavy gauge 10 ft. power cord with cigarette lighter plug
- 6 4x1-watt LED light modules
- 7 different light patterns
- L 10.5" in. x W 6 in. x H 2.5 in.



## WOLO CUBIE MINI LIGHTBAR #3726M-CA

- Extra slim LED mini light bar
- Magnetic mount
- 26 different light patterns
- 64 super bright 1-watt LEDs
- 12-Volt / 10 ft. power cord with cigarette lighter plug
- L 7.75 in. x W 7 in. x H 1.2 in.



## WATCHMAN MINI LED MINI LIGHTBAR #7808M-A

- Compact size
- 21 3-watt amber LEDs - Clear lens  
6 front, 6 rear, 3 each side
- 15 different light patterns
- Aluminum diecast top and bottom covers with durable polycarbonate lens
- 12 ft. heavy duty power cord with cigarette plug and rubber covered magnets
- L 4.25 in. x W 8 in. x H 1.5 in.
- SAE J845 Class 1 Certified



## SURE SAFE MINI LIGHTBAR #3720P-A

- Amber lens
- Compact design
- 2 powerful rubber coated magnets
- Heavy gauge power cord
- 6 4x1-watt LED light modules
- 7 different light patterns
- L 10.5" in. x W 6 in. x H 2.5 in.



## SEE-ME LED WARNING LIGHT #3035MP-A

- Magnetic and permanent mount
- Compact size, 1.6 in. high
- 18 1-watt LEDs
- Super bright, long lasting, maintenance free operation
- 3 different 360-degree flash patterns
- 12-13.5 VDC operation with 10 ft. HD power cord
- IP66, ECE R10 rated
- H 1.6 in. base, 4.625 in. diameter, lens 3.5 in. diameter



**THE FULL WOLO LINE IS AVAILABLE TO ORDER THROUGH YOUR LOCAL DISTRIBUTOR, INCLUDING AIR HORNS, HORNS, BACKUP ALARMS AND ALL SAFETY WARNING LIGHTING.**

# SHOP SUPPLIES



## 1.0L HAND SPRAYER - PUMP & SPRAY EXPERT - FKM /PA (BIO-P)

• Ideal for use with chlorinated brake cleaners and compatible solvents\*

#50100



## 1.8L VARIO HAND SPRAYER - PUMP & SPRAY EXPERT FKM/PA (BIO-P)

• Ideal for use with chlorinated brake cleaners and compatible solvents\*

#50400



## 1.0L HAND SPRAYER - PUMP & SPRAY - KPV-FPV/FPE (BIO-P)

• Ideal for use with degreaser\*

#50201



## 1.8L VARIO HAND SPRAYER - PUMP & SPRAY - KPV-FPV/FPE (BIO-P)

• Ideal for use with degreaser\*

#50403



## 1.0L HAND SPRAYER PUMP & SPRAY FPV/FPE ACID SPRAYER

• Ideal for use with acid based cleaners, metal etches, aluminum brighteners, etc.\*

#50350



## 1.0L HAND SPRAYER PUMP & SPRAY - FPV/FPE (BIO-P)

• Ideal for non-chlorinated & chlorinated brake cleaners, most wax & grease removers, pre-conditioners, final wipes, solvents containing M.E.K, xylene, acetone, toluene, naphtha, etc.\*

#50300



## 1.8L VARIO HAND SPRAYER PUMP & SPRAY - FPV/FPE (BIO-P)

Ideal for non-chlorinated & chlorinated brake cleaners, most wax & grease removers, pre-conditioners, final wipes, solvents containing M.E.K, xylene, acetone, toluene, naphtha, etc.\*

#50404



\*Verify Chemical Chart for sprayer compatibility





## SCOTT® SHOP TOWELS

#75130

- 55 Shop towels per roll
- Handles the toughest automotive & workshop clean-up challenges with ease
- Excellent at absorbing grease, oil & grime
- Soft, absorbent & strong
- Great for wiping hands & tools



## SCOTT® SHOP TOWELS

#75190

- Ideal for changing oil, refilling fluids & general automotive maintenance
- Super strong—works when we
- Easily absorbs liquids, oils & grease
- 200 per box



MADE IN THE  
USA

## SCOTT® RAGS

#75260

- Ideal for wiping up spills
- Multi-purpose, soft, absorbent towels that perform like a cloth
- 200 per box



USA

## WYPALL® L20 WIPERS

#47758

- Center-pull roll format
- Multi-ply paper for strength and absorbency
- General purpose wiping
- Use with dispenser #09335



## DISPOSABLE FIRE CONTROL ANTI-FOAM FIRE EXTINGUISHER (FC5)

#440161MTL

- UL rated 5-B:C; Suitable for use on Class B (liquids & gases) & Class C (energized electrical equipment) fires
- Discharge range: 4-6'; Diameter: 3.25"; height: 10.95"
- Pressure gauge provides at-a-glance status; Supplied with retention strap bracket



## RECHARGABLE FIRE CONTROL ANTI-FOAM FIRE EXTINGUISHER (FC340M-VB)

#466425

- UL rated 3-A, 40-B:C; Suitable for use on Class A (trash, wood & paper), Class B (liquids & gases) & Class C (energized electrical equipment) fires
- Discharge range: 12'-18'
- Pressure gauge provides at-a-glance status; Supplied with retention bracket



**440 LB. CAPACITY 42" HDPE CREEPER****#57100**

- Low-profile design
- 100% high density polyurethane (HDPE) material will not warp or bend
- Carrying handle
- Oil, grease and chemical resistant casters

**VIKING ADJUSTABLE-HEIGHT TRACTOR SEAT****#57108**

- Solid, one-piece, ergonomic-style cushioned rubber seat provides maximum comfort
- Adjustable and 360° swivel seat provides unlimited versatility
- Five heavy-duty chrome finished casters with rubber tread easily rolls over cords, hoses, cracks, and other floor debris

**40" 6-WHEEL CREEPER + ADJUSTABLE HEAD REST****#57102**

- Rugged and durable design
- Adjustable headrest with 3 stop positions at 15/30/45 degrees
- Professional grade Polyurethane swivel casters provide effortless travel across any shop floor

**MECHANICS ROLLER SEAT + TOOL TRAY****#57106**

- Convenient tool organizer tray
- 360° swivel casters
- Vinyl upholstery resists most shop chemicals and cleans easily

**ADJUSTABLE HEIGHT ROLLER SEAT****#57104**

- Hydraulic piston adjusts seat from 15.6" - 20.4"
- Made with 5 professional grade swivel casters
- High-density foam pad
- Vinyl upholstery resists most shop chemicals and cleans easily

**THE BONE-STER™ MECHANICS CREEPER****#4031**

- 400 LB Capacity
- Red

**THE BONE™ MECHANICS CREEPER (RED)****#6031**

- 400 LB Capacity
- Red

**THE ROUGH RIDER™ MECHANICS CREEPER 400 LBS CAPACITY (RED)****#7031**

- 400 LB Capacity
- Red







### GEAR SHIFT KNOB COVER

- 100 per box
- Prevent dirty hand prints & stains
- Elastic band that makes installation quick & easy
- Fits most passenger & light truck applications

#31-111



### PLASTIC FLOOR-MATE 17" X 21"

- 500 per case
- Plastic material
- Impervious to grease & most chemicals

#20-000



### ECO-BARRIER RECYCLED FLOOR-MATE

- 500 per box
- Made from 100% recycled fibers of post consumer products, a toxic free process
- Bio-degradable "green" mat

#20-008



### PRO-TECH SEAT-MATE

- Packed 200 per roll
- Has an unusually high strength to weight ratio
- Trufflene™ formula has built-in stretch to help prevent tool punctures & rips

#10-001



### ECONO SEAT GUARD

- Packed 500 per roll
- Has an unusually high strength to weight ratio
- Trufflene™ formula has built-in stretch to help prevent tool punctures & rips

#10-005



### STEERING WHEEL COVERS

#30-002

### TRUCK STEERING WHEEL COVERS

#30-003

- 2 sides of elastic
- Excellent protection
- 250 per case

## Wipes



### Kresto® Cherry WIPES

#### WHERE TO USE:

For use without water at the work station and for mobile workers to remove oil, grease, paints, sealants, resins and general grime.

CODE	CASE QTY	SIZE
KCW70W	6	70 Wipes
KCW130W	4	130 Wipes

## Hand Cleaning



### Solopol® Classic

#### WHERE TO USE:

For use in industrial environments to effectively remove heavy soiling.

CODE	CASE QTY	SIZE
SOL2LT	4	2 Liter Cartridge
SOL4LTR	4	4 Liter Cartridge
SOL1G	4	1 Gallon Pump



### Kresto® CHERRY

#### WHERE TO USE:

Industrial environments to remove extremely heavy soiling including ingrained oil, grease, carbon black and lubricants.

CODE	CASE QTY	SIZE
KCH2LT	4	2 Liter Cartridge
KCH4LTR	4	4 Liter Cartridge
KCH1G	4	1 Gallon Pump



### Kresto® Special Ultra

#### WHERE TO USE:

For use in industrial environments including print, paint and body shops, where specialist adherent contaminants are encountered.

CODE	CASE QTY	SIZE
KSP250ML	12	250ml Tube
KSP2LT	4	2 Liter Cartridge

### Cleanse Heavy Dispensers

CODE	CASE QTY	TO USE WITH
HVY2LDB	8	LIM2LT, SOL2LT, 09107, KCL2LT, KCH2LT
HVY4LDB	6	LIM4LTR, SOL4LTR, 09104, KCL4LTR, KCH4LTR



## Appearance Products



### Refresh™ Azure FOAM

#### WHERE TO USE:

Washroom areas in offices and public facilities.

CODE	CASE QTY	SIZE
AZU1L	6	1 Liter Cartridge
WRMILDS	15	1 Liter Dispenser



### Solopol® GFX™

#### WHERE TO USE:

For use in industrial environments to effectively remove heavy soilings such as oil, grease, carbon black, lubricants and general dirt and grime.

CODE	CASE QTY	SIZE
GPF3LNA	2	3.25 Liter Cartridge
GPF3LDQ	6	3.25 Liter Dispenser



### TRUSHOT 2.0® STARTER PACK

Great for smaller offices, convenience stores, pharmacies or any location where task cleaning by an occupant is required

CODE	SIZE	IN-USE QUARTS
323564	11 3/4" x 6 1/16" x 5 7/8"	TruShot 2.0® Starter Pack 4 chemistries (TruShot 2.0® Glass & Multi-Surface Cleaner, Restroom Cleaner, Power Cleaner & Degreaser & Multi-Surface, Restroom Cleaner & Disinfectant + 1 Trigger)



































### TRUSHOT 2.0® Mobile Dispensing System

The ease of a ready-to-use product with the benefits of a dilution control system.

CODE	DESCRIPTION	SIZE
315386	TruShot 2.0® Power Cleaner and Degreaser	4x10oz
315384	TruShot 2.0® Restroom Cleaner	4x10oz
315272	TruShot 2.0® Glass, Multi-Surface Cleaner	4x10oz
315385	TruShot 2.0® Multi-Surface, Restroom Cleaner & Disinfectant	4x10oz
323564	TruShot 2.0® Trigger Dispenser	4x10oz



<b>E7018 WELDING ROD</b> <b>#11060</b> <ul style="list-style-type: none"> <li>E7018 all position, low hydrogen electrode</li> <li>Provides high strength and toughness without cracking down the center of the bead</li> <li>Joins hard-to-weld steels easily</li> <li>5 lb. Tube</li> </ul> 	<b>ER70S-6 MILD STEEL MIG WIRE - 2 LB.</b> <b>#12000</b> <ul style="list-style-type: none"> <li>ER70S-6 Premium Mild Steel Wire</li> <li>2 Pound .023 steel wire</li> <li>Powerful deoxidizers for surface cleaning</li> <li>For auto and truck body repair</li> <li>Great for fabrication and construction</li> <li>Shielding gas required</li> </ul> 	<b>ER70S-6 MILD STEEL MIG WIRE - 11 LB.</b> <b>#12001</b> <ul style="list-style-type: none"> <li>ER70S-6 Premium Mild Steel Wire</li> <li>11 Pound .023 steel wire</li> <li>Powerful deoxidizers for surface cleaning</li> <li>For auto and truck body repair</li> <li>Great for fabrication and construction</li> <li>Shielding gas required</li> </ul> 	<b>ER70S-6 MILD STEEL MIG WIRE - 2 LB.</b> <b>#12002</b> <ul style="list-style-type: none"> <li>ER70S-6 Premium Mild Steel Wire</li> <li>2 Pound .030 steel wire</li> <li>Powerful deoxidizers for surface cleaning</li> <li>For auto and truck body repair</li> <li>Great for fabrication and construction</li> <li>Shielding gas required</li> </ul> 
<b>ER70S-6 MILD STEEL MIG WIRE - 11 LB.</b> <b>#12003</b> <ul style="list-style-type: none"> <li>ER70S-6 Premium Mild Steel Wire</li> <li>11 Pound .030 steel wire</li> <li>Powerful deoxidizers for surface cleaning</li> <li>For auto and truck body repair</li> <li>Great for fabrication and construction</li> <li>Shielding gas required</li> </ul> 	<b>E71T-GS FLUX CORE MIG WIRE - 10 LB.</b> <b>#12021</b> <ul style="list-style-type: none"> <li>E71T-GS Gasless Flux Cored Mig Wire</li> <li>10 Pound .030 flux-cored steel wire</li> <li>For use without gas as a shielding agent</li> <li>Use on mig welders with reverse polarity</li> <li>Produces a deep, penetrating weld</li> <li>No gas required</li> </ul> 	<b>ROSIN FLUX CORE SOLDER - 1/4 LB.</b> <b>#12026</b> <ul style="list-style-type: none"> <li>Rosin Flux Core Solder is 1/16" Diameter</li> <li>Melting Temperature of 460 degrees F</li> <li>Tensile strength of 7600</li> <li>60/40% Tin-Lead</li> <li>Non-corrosive</li> <li>Electrically non-conductive</li> </ul> 	<b>ROSIN FLUX CORE SOLDER - 1/4 LB.</b> <b>#12027</b> <ul style="list-style-type: none"> <li>Rosin Flux Core Solder is 3/32" Diameter</li> <li>Melting Temperature of 460 degrees F</li> <li>Tensile strength of 5400</li> <li>60/40% Tin-Lead</li> <li>Non-corrosive</li> <li>Electrically non-conductive</li> </ul> 
<b>WALL SHOP CABINET OF ABRASIVES</b> <b>#16993</b> <ul style="list-style-type: none"> <li>2" &amp; 3" Cut-off Wheels, 2" Prep &amp; Grinding Discs</li> <li>Sturdy steel wall cabinet keeps wheels and discs organized</li> <li>Contains the most popular abrasives used by any automotive shop</li> </ul> 	<b>CUT-OFF WHEELS 3" X 1/32" X 3/8" 10 PK</b> <b>#12700</b> <ul style="list-style-type: none"> <li>3" x 1/32" x 3/8" USA Made Cut-off Wheels</li> <li>Double reinforced aluminum oxide wheels offer long life</li> <li>10 Wheels in a clam shell for ease of display</li> <li>For cutting of steel and nuts or bolts</li> <li>Body shop thinner wheels for body panels</li> </ul> 	<b>CUT-OFF WHEELS 3" X 1/32" X 3/8" 100 PK #13216</b> <ul style="list-style-type: none"> <li>3" x 1/32" x 3/8" USA Made Cut-off Wheels</li> <li>Double reinforced aluminum oxide wheels offer long life</li> <li>100 Wheels in a box for larger users</li> <li>Economical packaging</li> <li>For cutting of steel and nuts or bolts</li> <li>Body shop thinner wheels for body panels</li> </ul> 	<b>CUT-OFF WHEELS 3" X 1/16" X 3/8" 10 PK #12704</b> <ul style="list-style-type: none"> <li>3" x 1/16" x 3/8" USA Made Cut-off Wheels</li> <li>Double reinforced aluminum oxide wheels offer long life</li> <li>10 Wheels in a clam shell for ease of display</li> <li>For cutting of steel and nuts or bolts</li> <li>For cutting body panels or many types of steel</li> </ul> 
<b>CUT-OFF WHEELS 3" X 1/16" X 3/8" 6 PK W/MANDREL #12730</b> <ul style="list-style-type: none"> <li>3" x 1/16" x 3/8" USA Made Cut-off Wheels</li> <li>Double reinforced aluminum oxide wheels offer long life</li> <li>Includes (1) 3/8" mandrel for the wheels</li> <li>Facilitates ease-of-use for the wheels</li> <li>For cutting of steel and nuts or bolts</li> <li>USA manufactured wheels</li> </ul> 	<b>CUT-OFF WHEELS 3" X 1/16" X 3/8" 100 PK #13215</b> <ul style="list-style-type: none"> <li>3" x 1/16" x 3/8" USA Made Cut-off Wheels</li> <li>Double reinforced aluminum oxide wheels offer long life</li> <li>100 Wheels in a box for larger users</li> <li>Economical packaging</li> <li>For cutting of steel and nuts or bolts</li> </ul> 	<b>CUT-OFF WHEELS 4" X 1/32" X 3/8" 10 PK #12710</b> <ul style="list-style-type: none"> <li>4" x 1/32" x 3/8" USA Made Cut-off Wheels</li> <li>Double reinforced aluminum oxide wheels offer long life</li> <li>10 Wheels in a clam shell for ease of display</li> <li>For cutting of steel and nuts or bolts</li> <li>USA manufactured product</li> </ul> 	<b>CUT-OFF WHEELS 4" X 1/16" X 3/8" 10 PK #12712</b> <ul style="list-style-type: none"> <li>4" x 1/16" x 3/8" USA Made Cut-off Wheels</li> <li>Double reinforced aluminum oxide wheels offer long life</li> <li>10 Wheels in a clam shell for ease of display</li> <li>For cutting of steel and nuts or bolts</li> <li>USA manufactured product</li> </ul> 

<p><b>CUT-OFF WHEELS</b>  <b>4" X 1/16" X 5/8"</b>  <b>10 PK #12716</b></p> <ul style="list-style-type: none"> <li>• 4" x 1/16" x 5/8" USA Made Cut-off Wheels</li> <li>• Double reinforced aluminum oxide wheels offer long life</li> <li>• 10 Wheels in a clam display</li> <li>• For cutting of steel nuts or bolts</li> </ul>  	<p><b>CUT-OFF WHEELS</b>  <b>4.5" X 3/32" X 7/8"</b>  <b>10 PK #12722</b></p> <ul style="list-style-type: none"> <li>• 4.5" x 3/32" x 7/8" Cut-off Wheels</li> <li>• Double reinforced aluminum oxide wheels offer long life</li> <li>• 10 Wheels in a clam shell for ease of display</li> <li>• For cutting of steel nuts or bolts</li> </ul>  	<p><b>2" GREEN FINGER DISCS - 50 GRIT</b>  <b>10 PK #13355</b></p> <ul style="list-style-type: none"> <li>• 2" diameter disc with formed Type "R" button backing</li> <li>• Tough rubber bristles impregnated with abrasive material</li> <li>• Rapid running discs remove contaminants from surfaces</li> <li>• Improved surface contact over wire brushes</li> </ul>  	<p><b>2" GREEN ZIRC. MINI GRINDING DISCS 24G</b>  <b>25 PK #12612</b></p> <ul style="list-style-type: none"> <li>• 2" Green Zirconia discs with a Type "R" backing</li> <li>• Tough 24 grit (coarse) come 25 per box</li> <li>• Top coated zirconia grain offer extended life</li> <li>• Fit on all type "R" holders of various brands</li> </ul>  
<p><b>2" GREEN ZIRC. MINI GRINDING DISCS 36G</b>  <b>25 PK #12613</b></p> <ul style="list-style-type: none"> <li>• 2" Green Zirconia discs with a Type "R" backing</li> <li>• Tough 36 grit (coarse) come 25 per box</li> <li>• Top coated zirconia grain offer extended life</li> <li>• Fit on all type "R" holders of various brands</li> </ul>  	<p><b>2" SURFACE PREP COARSE - ECONOMY</b>  <b>25 PK #620TE</b></p> <ul style="list-style-type: none"> <li>• Long-Life Economy Surface Prep Material</li> <li>• 2" with Type "R" Rolock Button Backing</li> <li>• Coarse grit for faster stock removal</li> <li>• 25- 2" Discs Per Pack</li> </ul>  	<p><b>2" SURFACE PREP COARSE - ECONOMY</b>  <b>50 PK #620TE-50</b></p> <ul style="list-style-type: none"> <li>• Long-Life Economy Surface Prep Material</li> <li>• 2" with Type "R" Rolock Button Backing</li> <li>• Coarse grit for faster stock removal</li> <li>• 50- 2" Discs Per Pack Economical Buy</li> </ul>  	<p><b>2" SURFACE PREP MEDIUM - ECONOMY</b>  <b>25 PK #622TE</b></p> <ul style="list-style-type: none"> <li>• Long-Life Economy Surface Prep Material</li> <li>• 2" with Type "R" Rolock Button Backing</li> <li>• Medium grit is less aggressive</li> <li>• 25- 2" Discs Per Pack</li> </ul>  
<p><b>2" SURFACE PREP MEDIUM - ECONOMY</b>  <b>50 PK #622TE-50</b></p> <ul style="list-style-type: none"> <li>• Long-Life Economy Surface Prep Material</li> <li>• 2" with Type "R" Rolock Button Backing</li> <li>• Medium grit is less aggressive</li> <li>• 50- 2" Discs Per Pack</li> </ul>  	<p><b>2" SURFACE PREP COARSE - 25 PK</b>  <b>#13062</b></p> <ul style="list-style-type: none"> <li>• 2" Coarse 25 per box</li> <li>• Long-Life Premium Surface Prep Material</li> <li>• 2" with Type "R" Rolock Button Backing</li> <li>• Coarse grit for faster stock removal</li> <li>• Tough aluminum oxide grain</li> <li>• Assembled in USA with Italian material</li> </ul>  	<p><b>2" SURFACE PREP MEDIUM - 25 PK</b>  <b>#13018</b></p> <ul style="list-style-type: none"> <li>• 2" Medium 25 per box</li> <li>• Long-Life Premium Surface Prep Material</li> <li>• 2" with Type "R" Rolock Button Backing</li> <li>• Medium grit is less aggressive for finishing</li> <li>• Tough aluminum oxide grain</li> <li>• Assembled in USA with Italian material</li> </ul>  	<p><b>YELLOW PAINT PEN</b>  <b>#16514</b></p> <ul style="list-style-type: none"> <li>• 1 per clamshell for easy point-of-purchase display</li> <li>• Most durable nib in the industry</li> <li>• Withstands temperature in excess of -50 degrees fahrenheit</li> <li>• Writes on porous or non-porous surfaces</li> </ul>  
<p><b>2" X 1/4" HEX SHAFT WIRE BRUSH</b>  <b>.008 WIRE #13975</b></p> <ul style="list-style-type: none"> <li>• 2" Crimped wire cup brush</li> <li>• Hex 1/4" shaft with .008 wire</li> <li>• Perfect for small jobs where surface cleaning is necessary</li> </ul>  	<p><b>7 3/4" WOODEN HANDLE SCRATCH BRUSH</b>  <b>#14001</b></p> <ul style="list-style-type: none"> <li>• Wooden handled stainless steel brush</li> <li>• Tooth brush style</li> <li>• 3 x 7 rows</li> <li>• Tough stainless steel bristles</li> <li>• Longer bristles than most competitors</li> <li>• Wooden handles for non chemical clean ups</li> </ul>  	<p><b>8 3/4" WOODEN HANDLE TINNING BRUSH</b>  <b>#14002</b></p> <ul style="list-style-type: none"> <li>• Wooden handled stainless steel brush</li> <li>• 3/8" x 2.5" bristle area</li> <li>• 2 x 9 rows</li> <li>• 8 3/4" overall length</li> <li>• Longer bristles than most competitors</li> <li>• Wooden handles for non chemical clean ups</li> </ul>  	<p><b>SHOE HANDLED SCRATCH BRUSH</b>  <b>#14010</b></p> <ul style="list-style-type: none"> <li>• Shoe handled wooden handled brush</li> <li>• Carbon steel bristles</li> <li>• 4 x 16 rows</li> <li>• Great for aggressive rust removal</li> <li>• Sturdy large handle for easy grip</li> </ul>  



# WORK WITHOUT THE MESS.



Dusty floor sweep is deadly to expensive parts and tools. Don't let it trash your shop. Work clean and grit-free with PIG mat!

## **SHOP & GARAGE ABSORBENTS**

AVAILABLE AT



MAKE PIG MAT YOUR FIRST CHOICE FOR ABSORBING ANY TYPE OF LIQUID MESS.



- ✓ Faster cleanup
- ✓ Grit- and dust-free
- ✓ Easy to use
- ✓ No tracking around



### PIG® Universal Absorbent Mat Pads

Item #	Weight	Size	Unit	Abs. Up To
25100	Light	15"W x 20"L	100 pads	11 gal./box
25300	Medium	15"W x 20"L	100 pads	17 gal./box

### PIG® Universal Absorbent Mat Rolls

Item #	Weight	Size	Unit	Abs. Up To
25201	Light	15"W x 50'L	1 roll	3 gal./roll
25400	Medium	30"W x 150'L	1 roll	32 gal./roll

### PIG® Universal Spill Kit

Item #
45300 • Absorbs up to 5 gal.
Contents • 2 Socks • 20 Mat Pads • 1 Disposal Bag and Tie

### PIG® Water-Repellent Oil-Absorbent Mat Pads

Item #	Weight	Size	Unit	Abs. Up To
26100	Light	15"W x 20"L	100 pads	11 gal./box

### PIG® Water-Repellent Oil-Absorbent Mat Rolls

Item #	Weight	Size	Unit	Abs. Up To
26400	Medium	30"W x 150'L	1 roll	32 gal./roll

### PIG® Universal Drum-Top Absorbent Pads

Item #	Weight	Size	Unit	Abs. Up To
25103	Light	22" Dia.	20 pads	3 gal./box
25102		22" Dia.	5 pads	90 oz./bag

365493



**New Pig**

Hundreds of spill cleanup items available! Contact Network Products Warehouse with additional questions.

**#1 in Shop Absorbents**

Prices & specifications are subject to change without notice or liability. Prices do not include vehicles, installation freight or optional equipment unless specified. Customers are responsible for off-loading equipment upon arrival. Ask your sales rep for details. WARNING: These products can expose you to certain chemicals, which is known to the State of California to cause cancer. For more information, go to [www.P65Warnings.ca.gov](http://www.P65Warnings.ca.gov).



## SCRAMBLE

PRODUCT #1159311

BLADE LENGTH: 3.5" | HANDLE LENGTH: 4.5"  
OVERALL LENGTH: 8.0" | WEIGHS 4.6 OZ

The Schrade® Scramble is a single-blade everyday carry folding knife that features a drop point recurve blade constructed of AUS-10 steel with a satin finish. The handle is built of stainless steel liners, black aluminum scales and offers a tip-up carry pocket clip. Featuring an easy open finger flipper with ball-bearing Ultra Glide technology for fast and easy opening action and a liner lock for secure lock up.



## KINETIC™ TAN

PRODUCT #1159316

BLADE LENGTH: 3.5" | HANDLE LENGTH: 4.5"  
OVERALL LENGTH: 8.0" | WEIGHS 3.5 OZ

The Schrade® Kinetic™ is an everyday carry folding pocket knife with an AUS-8 black oxide drop-point blade. The tan G-10 handle allows for a secure grip when handling and features a tip-up carry pocket clip. Featuring a finger flipper and ball-bearing Ultra Glide technology for a fast and easy opening action and a liner lock for secure lock up.



## VENTRICLE TANTO

PRODUCT #1159322

BLADE LENGTH: 3.0" | HANDLE LENGTH: 4.0"  
OVERALL LENGTH: 7.0" | WEIGHS 3.3 OZ

The Schrade® Ventricle Tanto is an everyday carry folding knife with an AUS-10 Ti-Nitride finish partially serrated blade. Featuring a black aluminum handle, tip-down pocket clip, and solid frame lock. Constructed with a finger flipper and ball bearing Ultra Glide technology for fast and smooth opening.



## FEROCITY

PRODUCT #1159310

BLADE LENGTH: 3.5" | HANDLE LENGTH: 4.5"  
OVERALL LENGTH: 8.0" | WEIGHS 4.4 OZ

The Schrade® Ferocity is an everyday carry folding knife that features Schrade's Nitro Assist opening mechanism constructed with an AUS-10 black oxide drop point blade. The handle features smooth G-10 scales for a secure grip, a tip-up carry pocket clip, and a liner lock for secure lock up.



## ULTIMATUM

PRODUCT #1159318

BLADE LENGTH: 3.5" | HANDLE LENGTH: 5"  
OVERALL LENGTH: 8.0" | WEIGHS 6.4 OZ

The Schrade® Ultimatum is an everyday carry folding knife that features an AUS-8 Wharncliffe blade and thumb studs. Designed with a textured G-10 handle for a secure grip, lock back locking mechanism, and a tip-up carry pocket clip.



## SW1100

PRODUCT #1084306

BLADE LENGTH: 2.75" | HANDLE LENGTH: 3.74"  
OVERALL LENGTH: 6.3" | WEIGHS 3.1 OZ

Smith & Wesson® SW1100 is an everyday carry single-blade folder. Drop point satin finish high carbon stainless steel blade with easy open dual thumb studs and finger flipper. Aluminum scale with textured insert and lanyard hole, with a stainless steel frame lock and pocket clip.



## TANTO SILVER/BLACK

PRODUCT #1100066

BLADE LENGTH: 2.75" | HANDLE LENGTH: 3.25"  
OVERALL LENGTH: 6.0" | WEIGHS 3.5 OZ

Smith & Wesson® TANTO Silver/Black everyday carry single-blade folder. High carbon stainless steel blade with a bead blast finish featuring dual thumb studs and finger flipper for easy opening. Glass-filled nylon handle with G-10 texture. Equipped with a liner lock and removable pocket clip.



## FREIGHTER™

PRODUCT #1122567

BLADE LENGTH: 3.1" | HANDLE LENGTH: 4.5"  
OVERALL LENGTH: 7.6" | WEIGHS 5.2 OZ

Smith & Wesson® Freighter everyday carry single-blade folder. Drop Point brushed finish 8CR13MOV high carbon stainless steel blade with easy open dual thumb pins. Stainless steel with a G-10 handle with a lanyard hole. Equipped with a liner lock and removable pocket clip.



## EXECUTIVE ROSEWOOD BARLOW

PRODUCT #1179950

BLADE LENGTH: 2.75" | HANDLE LENGTH: 4.5"  
OVERALL LENGTH: 6.25" | WEIGHS 2.8 OZ

Smith & Wesson® Assisted Opening Executive Rosewood Barlow everyday carry single-blade folder. Satin finished 8CR13MOV high carbon stainless steel wharncliffe blade with easy open finger flipper. Stainless steel with Rosewood handle with a removable pocket clip.



## TANTO BLACK

PRODUCT #SWMP11B

BLADE LENGTH: 3.8" | HANDLE LENGTH: 5.1"  
OVERALL LENGTH: 8.9" | WEIGHS 5.7 OZ

M&P® Tanto Black single-blade everyday carry folding knife. 7CR17MOV black hollow ground TANTO blade with easy open dual thumb studs. Black aluminum handles with a built in strap cutter, ceramic glass breaker, liner lock, and pocket clip.



## M2.0® ASSISTED

PRODUCT #1100076

BLADE LENGTH: 3.5" | HANDLE LENGTH: 4.5"  
OVERALL LENGTH: 8.0" | WEIGHS 4.3 OZ

M&P® M2.0® Assisted Opening single blade every day carry folding knife. Featuring a black partially serrated 8CR18MOV tanto blade with dual easy open thumb studs. FDE rubberized aluminum handle with strap cutter, glass breaker, liner lock, and pocket clip.



## SPECIAL OPS® TANTO 4

PRODUCT #1147103

BLADE LENGTH: 4.0" | HANDLE LENGTH: 5.3"  
OVERALL LENGTH: 9.3" | WEIGHS 3.9 OZ

M&P® Special Ops® TANTO 4 single blade every day carry folding knife. Partially serrated 8CR13MOV tanto blade with dual easy open thumb studs and finger flipper. Black G-10 handle scales with lanyard hole, liner lock, and pocket clip.








# METAL IN A CAN. MADE IN USA.



BEFORE

AFTER



FORMULATED  
WITH REAL 316L  
STAINLESS STEEL

SHOP OUR ENTIRE PRODUCT LINE AT  
[WWW.SEYMOURPAINT.COM](http://WWW.SEYMOURPAINT.COM)



# AUTO DETAILING

## HOSE NOZZLE 5.25" DELEXE HD

#81-205

- Adjustable brass needle that adjusts from "fine-mist" to "jet-stream"
- Great to wash and rinse off cars, trucks, SUVs, boats
- Features a threaded nose to add flow-thru Wash Brush Handle
- Made of chrome plated zinc, with soft rubber grips



## 8" PLASTIC WINDOW SQUEEGEE

#85-660

- Easily removes bugs and dirt from windshields and windows
- Durable nylon mesh over a sponge for safe scrubbing
- Used on cars, trucks, SUVs, RV's and boats.



## CHAMOIS 3 SF, UNIVERSAL

#85-231

- GENUINE LEATHER CHAMOIS.
- Soft and absorbent, sheepskin chamois is unsurpassed for drying
- Speedily lifts residual dirt and grime away from the surface to prevent scratching
- When dry great for polishing surfaces



## WASH MITT SPUN GOLD

#85-310

- Great for washing cars, trucks, SUVs, boats
- Highly efficient, scratch-proof, double-faced mitt
- Carry an abundance of soap and water
- Withstand heat, gasoline, and detergents.



## BRUSH 20" FLAGGED BODY

#85-609

- Great for washing cars, trucks, SUVs, boats
- Provides for gentle washing of any surface
- Flagged-tip bristles are resistant to acids and detergents



## BROOM WHISK

#85-654

- All natural corn fiber
- Great for small cleanups
- Used in cars, trucks, boats, SUVs



## PVA ELITE DRIER 4.15 SF

#WSY4-3-T

- Actually lifts off residual dirt and grime away from the surface, leaving it clean and dry
- Super absorbent PVA Quick Drying Cloth
- It is not affected by mildew, bacteria, or common household chemicals
- Used in cars, trucks, boats, SUVs



## TOWELS RED SHOP 5-PK BANDED

#85-762

- 100% Cotton red shop towels
- Use for wiping up spills
- Great for cleaning dirt and grime from hands, tools and engine parts



## MOP MF CHENILLE WITH 48" HANDLE

#25-308

- Carry an abundance of soap and water for efficient washing
- Great for washing small and large vehicles
- Features 48" telescopic handle to make washing hard-to-reach areas fast and easy
- Remove handle for convenient hand washing





## ROTARY PRO TIRE SERVICE KIT

#RW146155C

### R146RP SUPER SWINGARM PRO TIRE CHANGER

- Integrated Wheel Lift Attachment
- Hand controlled, double-acting bead breaker
- Bead Pushing Roller
- Storage Tray
- Extra-large 46" frame
- 46" Max Tire Diameter
- 3 year parts warranty, 1 year Labor warranty



### R155PRO 3D WHEEL BALANCER

- Simple visual display
- Automatic program
- Internal data gauge



### NEW CORDLESS M12™ UNDERBODY LIGHT

#2126-20

- 12" magnetic storage tray to hold nuts & bolts
- 1200 Lumens of TRUEVIEW™ High-Definition Output gives you full coverage for all tasks
- Runs up to 15 hours on low or 5 hours on high, providing all-day run-time on one XC4.0 Battery Pack



### NEW CORDLESS M12™ UNDERBODY LIGHT KIT

#2126-21XC

- Includes:
  - (1) M12™ REDLITHIUM™ XC 4.0 Extended Capacity Battery Pack (48-11-2440)
  - (1) M12™ Lithium-ion Battery Charger (48-59-2401)



### 1/2" SQ DR IMPACT WRENCH, 2" ANVIL, 470F-590R FT LBS

#231HA-2

- Tough enough to handle harsh environments, repeated drops and run-ins with any number of chemicals



For More Information:

[www.NetworkToolCat.com](http://www.NetworkToolCat.com)

Offers good through March 31, 2024